

# VIBE BACK TO WALL 5828

58" x 28" x 21" (FREESTANDING)

Vibe is a collection of therapeutic bathtubs with minimalist and contemporary flair. The collection is perfect for urban city dwellers who want to bring value and refinement to smaller bathrooms.



## PRODUCT NO.

MODEL	TMU	TUB
BTW - Left	BVBCHWOLT-XX	BVBCHW0LN-XX
BTW - Right	BVBCHWORT-XX	BVBCHW0RN-XX
Front overflow - Left	BVFCHWOLT-XX	BVFCHW0LN-XX
Front overflow - Right	BVFCHWORT-XX	BVFCHW0RN-XX

THERMOMASSEUR (TMU)	
Hydro-thermo massage • Air jet system	\$
Jets	40
1 heated backrest	Included
MiaPlus® Control*	Included
BU-Touch Control Application <a href="#">BUTOUCH</a>	\$
Geysair®	Included
Illuzio Chromatherapy <a href="#">BCHRO6</a>	\$

TUB	
Soaker	\$
Illuzio Chromatherapy <a href="#">BCHRO6</a>	\$
WarmTouchShell® <a href="#">BWT5</a>	\$
DOT control	Included with therapy

## FEATURES

Installation type	Freestanding (Back to wall)		
No. of bathers	44	Imp. gallons	36
US gallons			

## INTEGRATED WASTE & OVERFLOW [BOVERINI-XX](#)

White <a href="#">01</a> , Chrome <a href="#">07</a> , Brushed Nickel <a href="#">09</a> , Polished Nickel <a href="#">10</a> , Matte White with UltraVelour finish <a href="#">32</a>	Installed & Included
--	----------------------

## STANDARD COLOR

 White <a href="#">01</a>	Included
--	----------

## OPTIONS (UPCHARGE APPLICABLE)

### COLOR

 Black / White <a href="#">66</a>	\$
--	----

### FINISH

UltraVelour Matte Finish (white only) <a href="#">BVEL2</a>	\$
---	----

### UNIVERSAL ARMRESTS [BGBGU-XX](#) **NEW**

White <a href="#">01</a>	\$
--------------------------	----

### INTEGRATED WASTE & OVERFLOW [BOVERINI-XX](#)

Matte Black <a href="#">19</a> , Satin Brass <a href="#">18</a>	\$
---	----

### ISLAND TUB DRAIN™\*\*

Island Tub Drain™ <a href="#">BISLDD</a>	\$
Cast Iron Island Tub Drain™ <a href="#">BISLDDCI</a>	\$

### IF REQUIRED BY CONSTRUCTION CODE

Brass waste & overflow kit <a href="#">BDRCOB</a>	\$
Brass waste kit <a href="#">BDRCB</a>	\$



Don't forget to specify the **finish of the integrated waste & overflow.**

\* Control must be wall-mounted. Faucets must be freestanding or wall-mounted.


\*\* An Island Tub Drain™ is required when there is **no access under the bath.**

TOTAL PRICE \$

## FOR THE INSTALLER

SCAN TO VIEW INSTALLATION VIDEO (3:20 MIN)





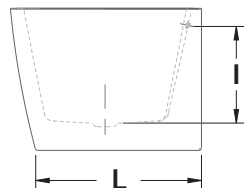
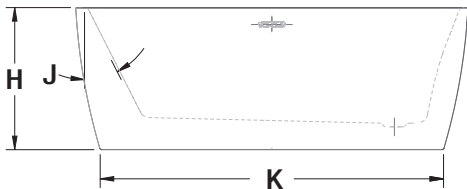
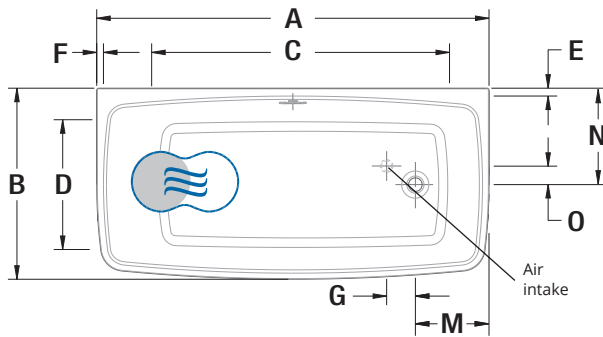
Front Overflow - Right

**VIBE BACK TO WALL 5828 (FREESTANDING)**

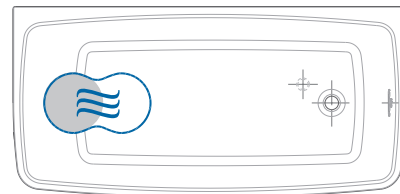


BTW - Right

**INSTALLATION**



Front overflow - Right



LETTER	DESCRIPTION	MEASURE
A	Total length	58"
B	Total width	28 1/4"
C	Bathing well length	44"
D	Bathing well width	19 1/8"
E	Deck width to wall	1 1/8"
F	Deck width at headrest	1"
G	Center drain to air intake	4 1/4"
H	Total height	21"
I	Maximum water level	14 1/4"
J	Slope of backrest	27°
K	Base length	50 3/4"
L	Base width	24 1/2"
M	Outside edge to center bath drain	10 7/8"
N	Outside edge (wall) to center bath drain	14 1/4"
O	Center drain to center air intake	2 3/4"

● Indicates heated backrest (TMU)

☞ Indicates WarmTouchShell® position (TUB)

**TECHNICAL SPECIFICATIONS**

<b>Hot water supply required</b>	The hot water supply should be 70% or more of the bath's total water capacity.
<b>Turbine</b>	Access to the pump must be at least 18" x 22". <b>Standard connection is 20 A, 120 V, 60 hz</b> , dedicated line with a Ground-Fault Circuit Interrupter (GFCI). <b>For any additional option, a second line is needed 15 A, 120 V, 60 hz</b> , dedicated line with a GFCI. Air vent necessary: 2" x 4" minimum.
<b>Others</b>	<ul style="list-style-type: none"> <li>- The Geysair is located on the same side as the heated backrest. It must <b>NOT be relocated</b>. It must be <b>connected to the hot water supply</b> and be accessible (provide access).</li> <li>- Faucet must be freestanding or wall-mounted.</li> <li>- The turbine must be <b>remotely installed</b>.</li> <li>- Controls cannot be installed on the deck of the bath.</li> </ul>

Our products must be installed by certified professionals only and according to our Owner's Manual as well as federal, provincial/state and local building codes and regulations ([www.bainultra.com/documentation/documentation](http://www.bainultra.com/documentation/documentation)).

<b>Cutting template</b>	# 90000079
<b>Approx. shipping weight</b>	225 lbs
<b>Turbine power</b>	550 W
<b>Air heater</b>	600 W
<b>WARRANTY</b>	
Controls-LED-Geysair*	5 years
Bath & turbine*	20 years

\* Some restrictions apply | [www.bainultra.com/warranty](http://www.bainultra.com/warranty)

The specifications shown indicate the outer edge dimension and the inside bathing capacity dimension measured at air jets' height. The manufacturer accepts a 1/4" [0.64 cm] variance. There are variations on each product and specifications are subject to change as we improve upon our product as required. The dimensions needed for site preparation and structure building will differ. BainUltra® assumes no responsibility for preparatory work done prior to the product being on site.