

## NEOREST® WX2 Wall-Hung Toilet - 1.2 GPF / 0.8 GPF

### FEATURES

#### NEOREST WX2

- Ultra high-efficiency TORNADO FLUSH® system -1.2 GPF / 0.8 GPF (4.5 LPF / 3.0 LPF)
- Auto flush - with back-up manual flush for power outages
- Auto open/close lid
- PREMIST® automatically mists the bowl before each use
- ACTILIGHT® CLEAN LIGHT technology built into the lid
- CEFIONTECT® ceramic glaze minimizes waste from sticking to porous ceramic surfaces
- Universal Height
- Gentle aerated, warm water, dual-action spray with oscillating and pulsating features
- Instantaneous water heater for continuous warm water and energy savings
- Adjustable spray position, water temperature, and water pressure
- EWATER+® auto-cleans wand, bowl, and under-seat after every use
- Heated seat with temperature control
- Seamless seat design eliminates the gap where dirt collects
- Warm air dryer with five variable temperature settings
- Automatic air deodorizer
- Automatic and programmable energy saving systems
- Multifunction ergonomic stick-style remote control
- 4-users' personalized memory settings
- ADA compliant
- Night light

#### NEOREST In-Wall Tank Unit

- Ultra high-efficiency dual flushing system - 1.2 GPF / 0.8 GPF (4.5 LPF / 3.0 LPF)
- Adjustable 15"-19" mounting height
- Supports up to 880 lbs
- Commercial 2" x 6" or optional residential installation with 2" x 4" wall studs with waste outlet kit
- Copper pipe supply line

### MODELS

- **CT9548CEFX#01**  
Bowl Unit
- **SN9548MX#01**  
Top Unit
- **WT175MA**  
In-Wall Tank System (Copper Pipe)
- **YT990#N**  
Nickel Push Plate



-  **ACTILIGHT**
-  **EWATER+**
-  **TORNADO FLUSH**
-  **Auto Flush**
-  **CEFIONTECT**
-  **SD Skirted Design**
-  **UNIVERSAL HEIGHT**

### COLORS/FINISHES

- #01 Cotton

### CODES/STANDARDS

- Meets and exceeds:
  - Bowl/Seat: ASME A112.19.2/CSA B45.1, ASME A112.19.14, ASME A112.4.2/CSA B45.16, UL 1431 CSA C22.2 series
  - Carrier System: ASME A112.6.2
  - Tank Trim: IAPMO PS50, CSA B125.3, ASSE1002
- Certifications: IAPMO (cUPC®), EPA WaterSense®, State of Massachusetts, City of Los Angeles, and others
- Code Compliance: UPC, IPC, NSPC, NPC Canada, and others
- Legislative Compliance: California AB715, California Green Building Code, City of Los Angeles Water Efficiency Ordinance, and others
- ADA compliant for residential use when seat height is between 17" and 19"
- Complies with CA Prop 65 warning requirements



### SPECIFICATIONS

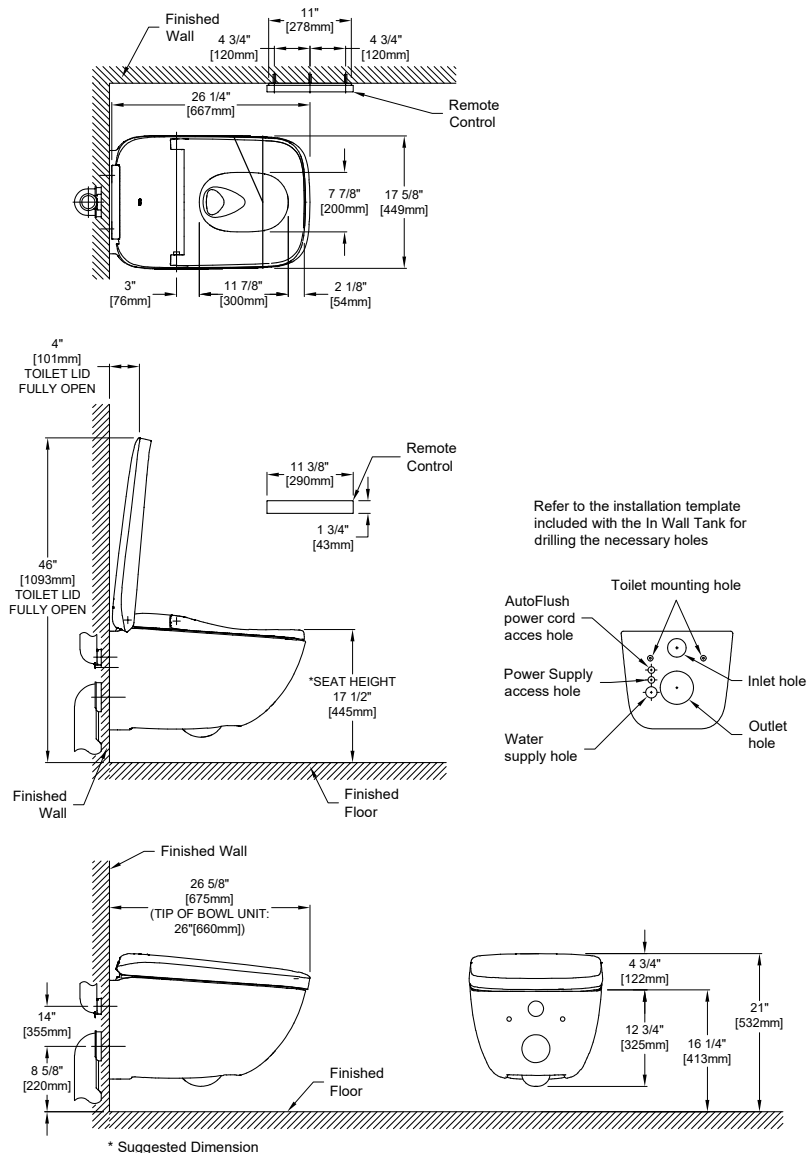
| CT9548CEFX          |   |
|---------------------|---|
| Water Use           | 1.2 / 0.8 GPF<br>(4.5 / 3.0 LPF)  |
| Flush System        | TORNADO FLUSH®  |
| Water Pressure      | Minimum:<br>7.25 PSI (Dynamic)<br>Maximum:<br>108.75 PSI (Static)       |
| Water Surface       | 5-5/8" x 4-1/8"   |
| Trap Diameter       | 2-1/4"  |
| Trap Seal           | 2"  |
| Warranty            | Three Year Limited<br>(Residential)<br>One Year Limited<br>(Commercial) |
| Material            | Bowl Unit: Vitreous China<br>Top Unit: Plastic                          |
| Shipping Weight     | 88.4 lbs  |
| Shipping Dimensions | 31-1/4" x 18-3/8" x 19-1/4"   |

| SN9548MX                |  |
|-------------------------|--|
| Power Rating            | AC 120 V 60 Hz   |
| Power Consumption       | 1294 W   |
| Max Power Consumption   | 1452 W   |
| Power Cord Length       | 1.6 ft (0.5 m)   |
| Spray Volume            | Rear Cleansing:<br>0.08 – 0.11 gal/min<br>Rear Soft Cleansing:<br>0.08 – 0.11 gal/min<br>Front Cleansing:<br>0.08 – 0.11 gal/min<br>Wide Front Cleansing:<br>0.09 – 0.11 gal/min |
| Spray Features          | Adjustable Water Temp:<br>86 – 104 °F (30 – 40 °C)<br>Safety Device:<br>Temperature Fuse   |
| Warm Air Dryer Features | Adjustable Air Temp:<br>95 – 140 °F (35 – 60 °C)<br>Airflow Volume:<br>8.83 ft <sup>3</sup> /min (0.25 m <sup>3</sup> /min)<br>Safety Device:<br>Temperature Fuse                |
| Heated Seat Features    | Adjustable Surface Temp:<br>82 – 97 °F (28 – 36 °C)<br>Safety Device:<br>Temperature Fuse  |
| Ambient Temperature     | 32 – 104 °F (0 – 40 °C)  |
| Shipping Weight         | 28.7 lbs   |
| Shipping Dimensions     | 31-1/4" x 20-5/8" x 9-7/8"   |

| WT175MA             |                                  |
|---------------------|----------------------------------|
| Water Use           | 1.2 / 0.8 GPF<br>(4.5 / 3.0 LPF) |
| Flush System        | Dual Flushing                    |
| Min Water Pressure  | 8 PSI (static)                   |
| Max Water Pressure  | 108.75 PSI (static)              |
| Installation Height | 15" to 19"                       |
| Warranty            | One Year Limited                 |
| Material            | Various                          |
| Shipping Weight     | 44 lbs                           |
| Shipping Dimensions | 47-1/4" x 26-3/16" x 5-7/8"      |

### DIMENSIONS

#### CT9548CEFX



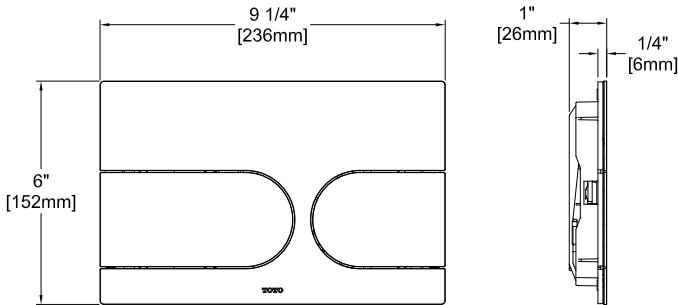
### PRODUCT SPECIFICATION

The NEOREST WX2 with the TORNADO FLUSH system toilet shall be 1.2 GPF / 0.8 GPF (4.5 LPF / 3.0 LPF). Toilet shall have ACTILIGHT cleaning light cleaning system, CEFIONTECT ceramic glaze and be at Universal Height. Toilet shall be of skirted design, elongated front bowl with auto open and close seat. Toilet shall be TOTO Model CWT9548CEMFX#01.

# CWT9548CEMFX

NEOREST® WX2  
Wall-Hung Toilet - 1.2 GPF / 0.8 GPF

## YT990



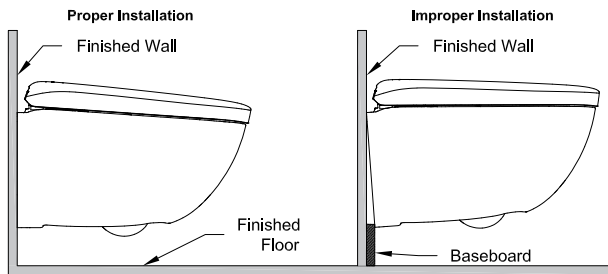
## INSTALLATION NOTES

- WT175MA  
Adequate structural bracing is required. Framing support should be capable of supporting 880 lbs load without damage to the wall. See installation manual for more details.

Recommend to use plywood with a minimum thickness of 1/2" for the wall panel.

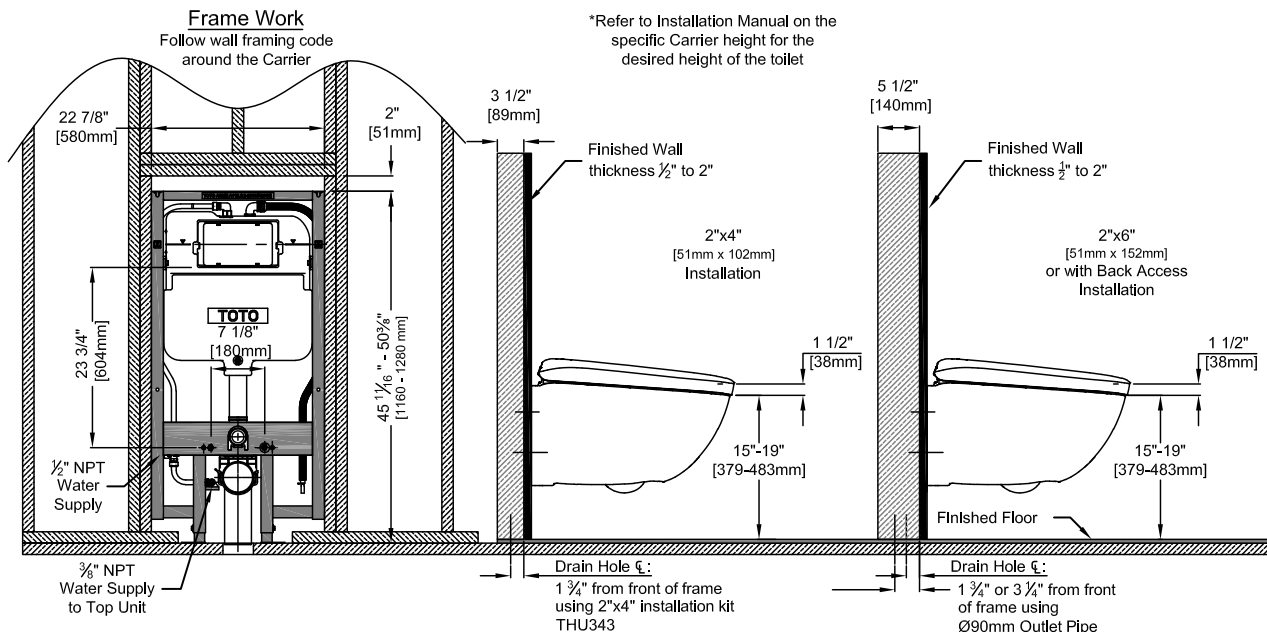
For use with potable water only. Do not use with recycled water.

It is highly recommended to use a surge protector to prevent damage in the event of a power surge. The following factors may affect IR signal strength and top unit operation: product and remote control location, room size, shape, construction materials, and degree of darkness (color) of ceiling and walls.



## DIMENSIONS

### WT175MA



**TOTO®**

These dimensions and specifications are subject to change without notice