

Features

- Color and style matched to Profiles styling suite.
- Quiet close Safeseal® Gasket
- Mirrored interior with 4 adjustable glass shelves
- Includes magnetic storage area
- Includes installation hardware for recess mounting
- Can be recessed or surface mounted (surface mounting kit required)
- Electric Option Cabinet:
 - Standard knock out for 1/2" (13 mm) cable connector
 - Wired internally - Front access serviceability
 - USB charging port

Construction

- Satin anodized aluminum body
- 3 mirror design - rear of cabinet and both sides of door
- Blum 170° self-closing hinges
- Safeseal® Gasket with sealed corners on cabinet body
- Adjustable shelving at 2" (51 mm) increments

Codes/Standards Applicable

- Electric Option Models are ETL certified to:
 - UL 962
 - CSA Standard C22.2 No. 68

Dimensions

Height: 39-3/8" (1000 mm)
 Width: 19-1/4" (489 mm)
 Depth: 4-11/16" (119 mm) When surface mounted
 15/16" (24 mm) When recessed

Options

- Left or Right hand hinged
- Electric includes two USB (3 amp max combined) and 120VAC outlet in Interior
- Other widths / heights / depths available

Installation Options


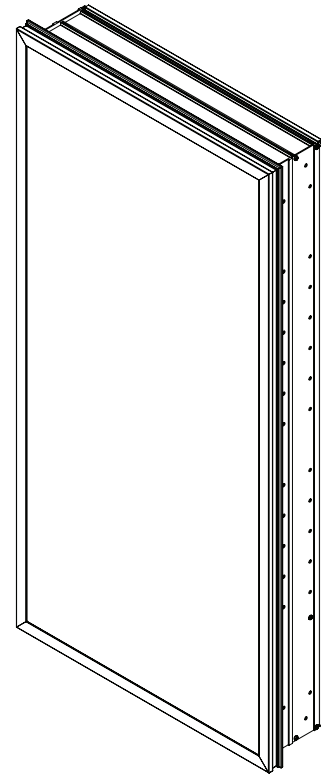
Recessed Mount - Rough Opening - 38-5/8" H x 18-1/2" W x 4" D (981 mm H x 470 mm W x 102 mm D)

Surface Mount - Reference Surface Mount Kit when ordering
 MSMK40D4B - Beveled Mirror Kit
 MSMK40D4P - Plain Mirror Kit
 MSMK40D4## - Decorative Kit

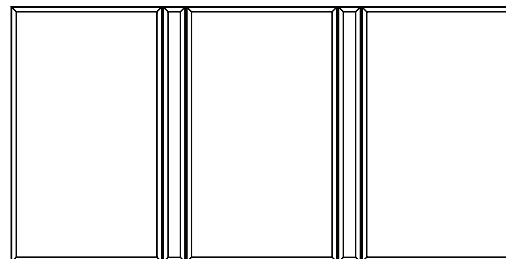
Gangs to Profiles Mirror - Reference Profiles Mirror Ganging Kit when ordering - PMGKIT

Gangs to M Series Cabinet - Reference M Ganging Kit when ordering - MGKIT

Gangs to M Series Lighting - Reference Ganging kit for the particular light option when ordering



Example: Ganging Cabinet-to-Cabinet Arrangement



Example: Ganging Cabinet-to-Lights Arrangement

Model Number Key

Profiles	Cabinet	Width	Height	Depth	Frame Width	Hinge Location	Options	Metal Frame Finish
P	C	20	40	D4	T = 3/4"	L = Left R = Right N = Non-Handed	N = Non-Electric E = Electric	76 = Chrome 77 = Polished Nickel 82 = Matte Gold 83 = Matte Black

Electrical System

Electrical system requirement for electric option cabinets

- Source: 120 VAC 60HZ 20 GFI circuit
- Load: 120 VAC 15A max
- Field wire location as shown in drawing
- 1/2" conduit (Ø 7/8" actual) electrical knockout location shown below
- USB charging port

Optional Accessories

- Assorted glass bins:
 - Small (GLASSBIN3.25)
 - Medium (GLASSBIN5.25)
 - Large (GLASSBIN8.5)
- Pull-out Magnifying Mirror - POMS
- Push-to-open Kit - MPUSHKIT
- Safety Lock Box - SLB
- Swing out Magnifying Mirror - SOMM
- Razor/phone holder - MA-TRAY2.5
- 3 tier tray, 3 Inch - MA-TRAY3
- 3 tier tray, 5 Inch - MA-TRAY5

