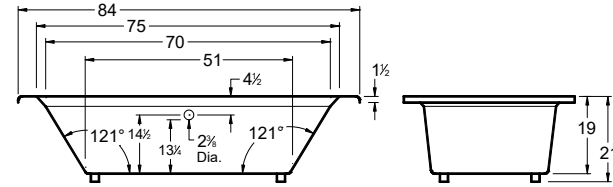
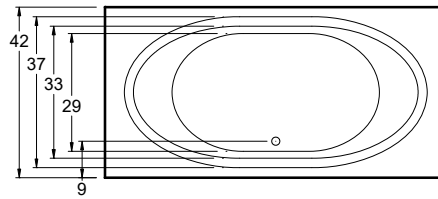


Always check the website for the most updated specifications: [www.americh.com](http://www.americh.com)

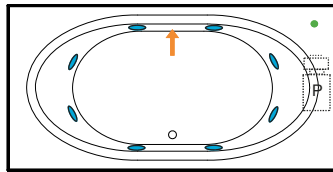


Tub pictured with optional waste & overflow.

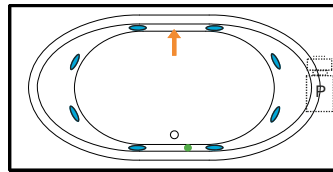


All bathtub dimensions are ± 1/2".

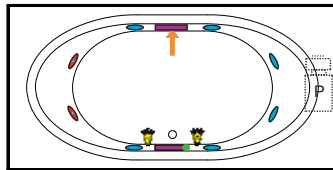
## Builder Series



## Luxury Series

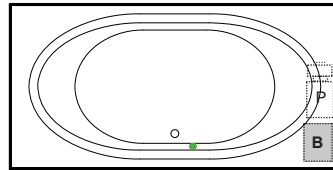


## Platinum Series

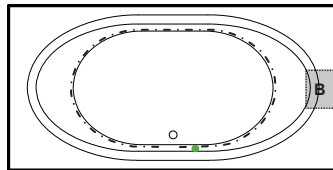


## Combination

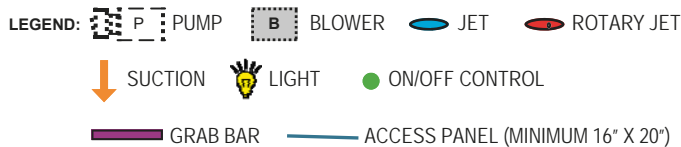
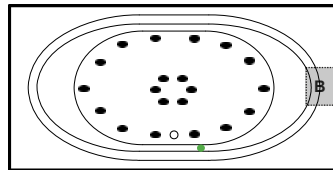
(pump and blower location only)



## Airbath System II



## Airbath System III



### INSTALLATION TIPS

- Install according to Owner's Manual and local codes. Always consult your local plumber for recommendations.
- Certain options or altering the pump/blower location may cause the pump/blower to extend beyond the tub decking.
- Airbath III units may be 1 1/2" – 2 1/2" taller than stated.
- Hot water supply should be 65-75% of the tub capacity or greater.
- Cut Dimensions: 82"x40" It is recommended to wait for unit to arrive before cutting
- All specifications are subject to change without notice
- ++ Factory installed aprons on this model may increase the overall height of the tub when ordered with certain accessories (.IE Linear Drain)
- The combination of multiple systems and options may require components to stick out and/or be remotely installed in the field.

### DIMENSIONS

84" x 42" x 21" (2134 x 1067 x 533 mm)  
 Whirlpool Operating Gallons = 70 (Liters = 265)  
 Gallon to Overflow = 85 (Liters = 322)

**MATERIAL:** Acrylic (All Americh Standard Colors)

**TUB FLOOR:** Textured

**UNDERMOUNT:** Yes

- Advise Americh when ordering to ensure there are no issues with deck mounted controls.
- Always take dimensions directly from the unit.

### ELECTRICAL REQUIREMENTS

Americh recommends one 20 amp ground fault circuit interrupter (GFCI) for each power supply provided with the bathtub.

### OPTIONAL ACCESSORIES

- Apron (Flat Non-Removable) ++
- Chromatherapy\*
- Grab Bars: 9" \* - 14" - 16"
- High Density Insulation\*
- iBath Sound System
- Inline Heater (Whirlpool Only)
- Jets: Additional or Rotary\*
- Lo Profile Tub Edge
- Ozone System (whirlpool and/or Airbath only)
- Pillows: 12" \* - Angle
- Remote Control Upgrade (select series only)
- Serenity Soak (tub only)
- Syllent Pump with Heated Air\*
- Thermal Comfort System (TCS Cannot be used with VSM)
- Tile Flange Kit
- Trim Kit Upgrade\*
- Vibro Sonic Massage (VSM cannot be used with TCS)
- Waste & Overflow
  - Cable Drive Overflow\*

\*Standard on Platinum Series

### CODES AND COMPLIANCE

Americh products meet or exceed the following standards:

- Underwriters Laboratories (UL)
  - Underwriters Laboratories - Canada (cUL)
  - Canadian Standards Association - (CSA)
  - ANSI Z124.1 • ANSI A112-19.7
  - ANSI A112.19.8 • ASTM F462-79
- Contact Americh for additional approvals.

Last Update 06/09/16

