









36 702 809



- 125mm projection
- fixed spout
- circular, air-enriched flow
- hole diameter valve 35 mm
- hole diameter spout 35 mm
- rosettes Ø 60 mm
- max. flow 5.7 l/min
- lead-free
- This product can help a building to meet requirements of Green Building Rating Systems, e.g. LEED®, BREEAM®, DGNB

| | | |
|---|-------------------------------|---------------|
|  | Brushed Platinum | 36 702 809-06 |
|  | Chrome | 36 702 809-08 |
|  | Platinum | 36 702 809-08 |
|  | Dark Chrome | 36 702 809-19 |
|  | Brushed Durabross (23kt Gold) | 36 702 809-28 |
|  | Brushed Champagne (22kt Gold) | 36 702 809-46 |
|  | Champagne (22kt Gold) | 36 702 809-47 |
|  | Brushed Dark Platinum | 36 702 809-99 |

Required miscellaneous



Concealed wall-mounted mixer centred spout - 35 700 970 90
 •max. recess depth 145 mm
 •min. recess depth 85 mm

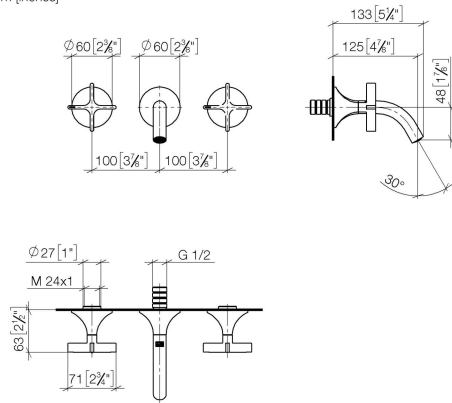
Required miscellaneous



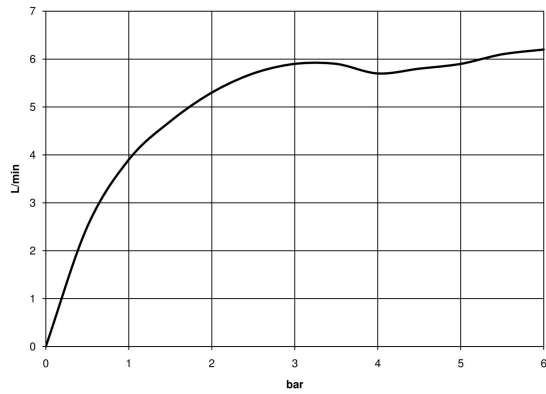
Concealed wall-mounted mixer variable positioning - 35 720 970 90
 •min. recess depth 85 mm
 •max. recess depth 145 mm

36 702 809

mm [inches]



Flow rate chart



Certificates

LGA_38452.

WRAS_2312073.