

36 426 892 Product version from 5/1/2022




- Diverter with integrated volume control
 - Cover plate Ø 5-7/8"
 - Temperature control handle with safety lock at 100 °F/ 38°C
 - Max. temperature can be set on the trim
 - single flow function only
- (ADA)**


(ADA)

	Chrome	36 426 892-00 0010
	Brushed Platinum	36 426 892-06 0010
	Platinum	36 426 892-08 0010
	Brushed Durabronze (23kt Gold)	36 426 892-28 0010
	Matte Black	36 426 892-33 0010
	Brushed Dark Brass (PVD)	36 426 892-39 0010
	Brushed Bronze (PVD)	36 426 892-42 0010
	Brushed Champagne (22kt Gold)	36 426 892-46 0010
	Champagne (22kt Gold)	36 426 892-47 0010
	Brushed Chrome	36 426 892-93 0010
	Brushed Dark Platinum	36 426 892-99 0010


Required article

	Concealed thermostat for one and two-way outlets - •Max. rough in depth 5-3/8" •Min. rough in depth 3-1/8"	35 426 970-90 0010
---	---	--------------------

Recommended article

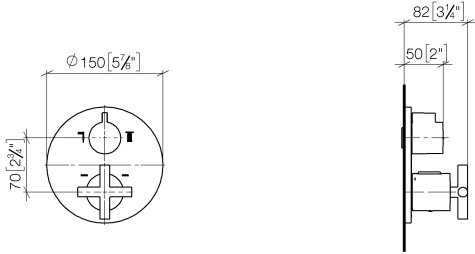
	xGRID Mounting bracket for drywall construction -	12 340 970 90
---	--	---------------

Required article

	xGRID Installation track 21.85" -	12 360 970 90
---	--	---------------

36 426 892 Product version from 5/1/2022

mm [inches]



Codes & Standards

ADA

ASME A112.18.1

California Energy
Commission
(CEC)

cUPC

Certificates and sustainability

IAPMO_4976 (



TARA Concealed thermostat with two-way diverter - Chrome

TARA

36 426 892 Product version from 5/1/2022

Spare parts list

Number	Item Number	Designation	Number of units	Lead time
16	09 30 30 157 90	screw	4.00	2
13	09 12 12 051-00	base	1.00	10
22	90 15 02 013 00 90	cartridge	1.00	2
6	09 20 67 006-00	handle	1.00	10
7	90 17 33 022 00-00	handle	1.00	10
18	90 30 01 190 00 90	disc	1.00	2
1	90 90 03 163 00 90	diverter	1.00	2
11	09 28 10 190 90	regulator	1.00	2
21	09 24 04 257 90	nut	2.00	2
2	09 12 12 053-00	base	1.00	10
10	09 12 12 054 90	base	1.00	2
17	09 30 01 296 90	disc	1.00	2
15	09 11 02 266-00	plate	1.00	10
14	09 31 11 134 90	pin	1.00	2
5	90 12 12 002 00 90	fixing cap	1.00	2
23	09 28 10 189 90	regulator	1.00	2
4	90 23 30 023 00 90	nut	2.00	2
9	90 12 12 052 00 90	base	1.00	2
8	90 30 30 124 00 90	screw	1.00	2
19	90 23 01 124 00 90	sleeve	2.00	2
20	90 18 40 077 01 90	spindle	2.00	2
12	04 29 06 024 01-00	spindle	1.00	10
3	04 29 06 111 01-00	spindle	1.00	10