











36 310 660 Product version from 4/1/2024

- Flange diameter 2-3/8"
- Ceramic disc cartridge



	Chrome	36 310 660-00
	Brushed Platinum	36 310 660-06
	Platinum	36 310 660-08
	Dark Chrome	36 310 660-19
	Light Gold (PVD)	36 310 660-26
	Brushed Light Gold (PVD)	36 310 660-27
	Matte Black	36 310 660-33
	Brushed Dark Brass (PVD)	36 310 660-39
	Brushed Bronze (PVD)	36 310 660-42
	Brushed Chrome	36 310 660-93
	Brushed Dark Platinum	36 310 660-99

Required article

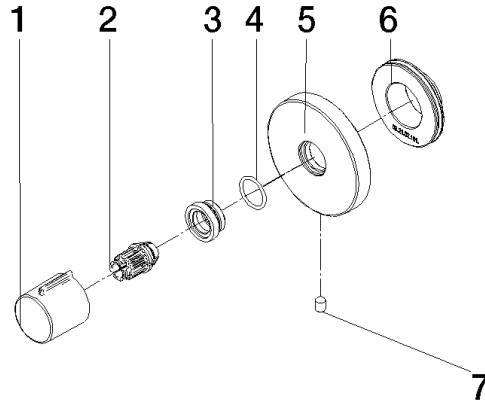


Rough for volume control clockwise-closing 1/2" - 35 621 970-90
0010
 •Min. rough in depth 2-1/2"
 •Max. rough in depth 4-1/2"

36 310 660 Product version from 4/1/2024

mm [inches]





Spare parts list

Number	Item Number	Designation	Number of units	Lead time
5	90 27 67 021 94-00	rosette	1.00	10
2	09 12 12 005 90	fixing cap	1.00	2
3	09 12 12 043-00	base	1.00	10
1	09 20 98 001-00	handle	1.00	10
7	09 31 11 004 90	pin	1.00	60
6	09 21 02 151 90	sleeve	1.00	2
4	09 14 10 017 90	seal	1.00	2