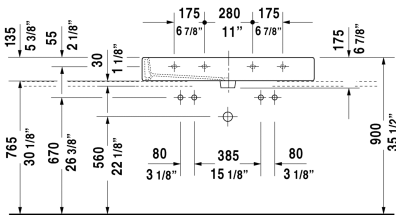
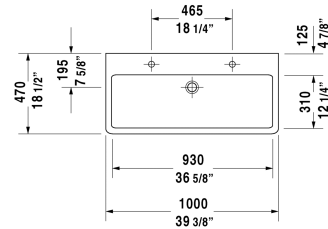
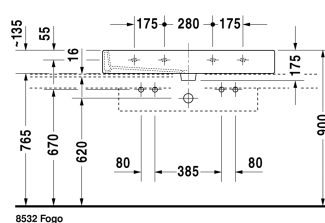


Vero Washbasin ground # 045410..26

| < 39 3/8" Inch > |



Washbasin ground	Dimension	Weight	Order number
with faucet deck, hardware included, wall-mounted, cUPC listed, 39 3/8" Inch			
Colors			
00 White 08 Black			
Variant			
● __ ● with overflow	39 3/8" x 18 1/2" Inch	62.2 lb	045410..26
Infobox			
For installing ceramics larger than 39 3/8", 2 sets of basin hardware # 6951000000 are required, Recommended in connection with two single lever basin mixers, When mounting 2 one-hole faucets, required space in between is # 045412, 235012 22 1/4" and # 045410, 235010 18 1/4"			
Sanitary ceramics with the special WonderGliss surface finish will remain clean and attractive-looking for a long time to come. When ordering WonderGliss please add a "1" as eleventh digit to the model number.			
Accessory for ceramics			
Push button drain assembly for washbasins with overflow	2" Inch	0.8 lb	005052
Design Siphon		3.3 lb	005036
Suitable products			
Vanity unit wall-mounted 2 drawers, upper drawer including cut-out for siphon and siphon cover, countertop including one cut-out, for 1 above-counter basin central, 47 1/4" x 21 5/8" Inch	47 1/4" x 21 5/8" Inch		KT6656

Vero Washbasin ground # 045410..26

| < 39 3/8" Inch > |

Vanity unit wall-mounted 1 pull-out compartment, countertop including one cut-out, 48 5/8" x 22 1/4" Inch	48 5/8" x 22 1/4" Inch	S19528 L/M/R
Vanity unit wall-mounted 2 pull-out compartments, 1 countertop with one cut-out or two cut-outs, 56 1/2" x 22 1/4" Inch	56 1/2" x 22 1/4" Inch	S19529 B/L/R
Console including drawer for washbowls 1 countertop including one central cut-out, 1 drawer beneath console, 3 console supports, 47 1/4" x 22 1/4" Inch	47 1/4" x 22 1/4" Inch	DL6790
Vanity unit for console 1 pull-out compartment, compartment consists of glass dividers and 2 boxes (small/large), 39 3/8" x 18 7/8" Inch	39 3/8" x 18 7/8" Inch	XL6502
Vanity unit for console 2 drawers, upper drawer including cut-out for siphon and siphon cover, 39 3/8" x 18 7/8" Inch	39 3/8" x 18 7/8" Inch	XL6512
Vanity unit for console 1 pull-out compartment, compartment consists of glass dividers and 2 boxes (small/large), 39 3/8" x 21 1/2" Inch	39 3/8" x 21 1/2" Inch	XL6715
Vanity unit for console 2 drawers, upper drawer including cut-out for siphon and siphon cover, 39 3/8" x 21 1/2" Inch	39 3/8" x 21 1/2" Inch	XL6716
Vanity unit for console 2 drawers, upper drawer including cut-out for siphon and siphon cover, 31 1/2" x 21 5/8" Inch	31 1/2" x 21 5/8" Inch	H26301
Vanity unit for console 2 drawers, upper drawer including cut-out for siphon and siphon cover, 23 5/8" x 21 5/8" Inch	23 5/8" x 21 5/8" Inch	H26300
Vanity unit for console 1 pull-out compartment, 40 1/8" x 18 3/4" Inch	40 1/8" x 18 3/4" Inch	LC6813
Console for above-counter basin and vanity basin 1 console with one cut-out, Width min. see ordering information, Width max. 78 3/4", price per section of 3 7/8", basic price until 31 1/2", 21 5/8" Inch	21 5/8" Inch	LC096C
Console for above-counter basin and vanity basin 1 console with one cut-out, Width min. see ordering information, Width max. 78 3/4", price per section of 3 7/8", basic price until 31 1/2", 18 7/8" Inch	18 7/8" Inch	LC094C
Console for above-counter basin and vanity basin 1 console with two cut-outs, Width min. see ordering information, Width max. 78 3/4", price per section of 3 7/8", basic price until 31 1/2", 18 7/8" Inch	18 7/8" Inch	LC095C

All drawings contain the necessary measurements which are subject to standard tolerances. They are stated in inch & mm and are non-binding. Exact measurements, in particular for customized installation scenarios, can only be taken from the finished ceramic piece.