



P008

TIFFANY SINK IN PORCELAIN

DETAILS

Installation Type: Undermount










Uses Standard 1.5" Drain

With Overflow

AVAILABLE DRAINS

D011 – D017	Decorative Grid Strainers
D101 – D720	Decorative Drains

AVAILABLE GRATES

G001	Filigree		WB, P AB, UB, PB
G002	Leaves		WB, P AB, UB, PB
G004	Hawaiian Quilt		SS, PS
G005	Grill		WB, P AB, UB, PB
G006	Labyrinth		SS, PS
G007	Mosaic Triptych		WB, P AB, UB, PB
G008	Windows		WB, P AB, UB, PB
G009	Wave		SS, PS
G010	Coral		WB, P AB, UB, PB

INSTALLATION

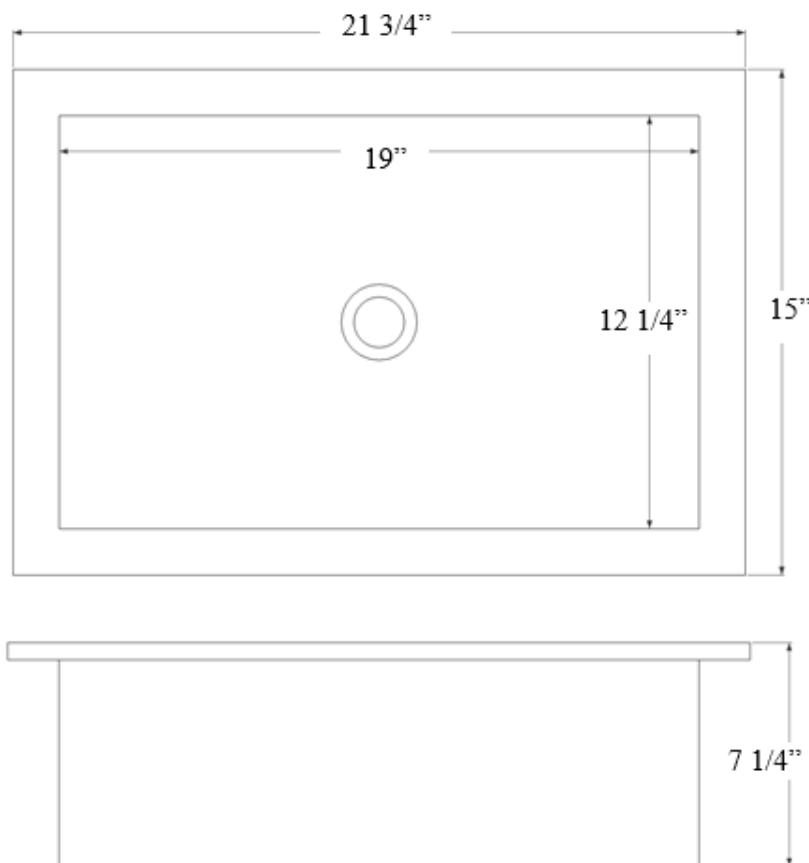
Drain should be installed first. Cuts in countertop are up to the discretion of the installer. Use 100% silicone to adhere sink to countertop. Clean any excess silicone from the sink surface.

CARE

Use mild soap and water for everyday cleaning. Avoid any harsh abrasives and chemicals, acidic cleaning products.

WARRANTY

Linkasink warranties our product to be free from manufacturing defect for the life of the product. Warranty does not cover improper care, neglect or abuse.



DIMENSIONS WILL VARY

DO NOT use this sheet as a guide for countertop cuts. Due to the handmade nature of each product, templates are not provided.