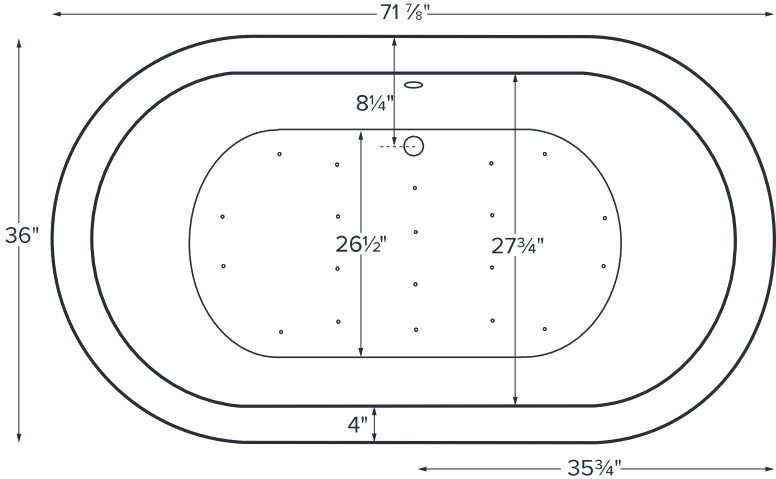


New Yorker 6

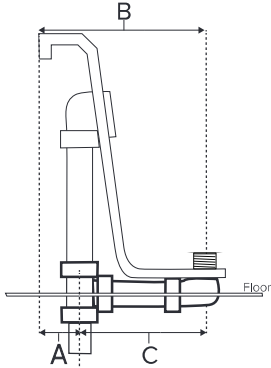


MODEL 112	
71.875" x 36" x 23.25"	
FREESTANDING 102 gal to overflow	
Acrylic CXL™	DoloMatte™
140 lbs / 64 kg <SOAKER>	158 lbs / 72 kg
Filling this tub to the maximum may require an above average size or dedicated water heater.	

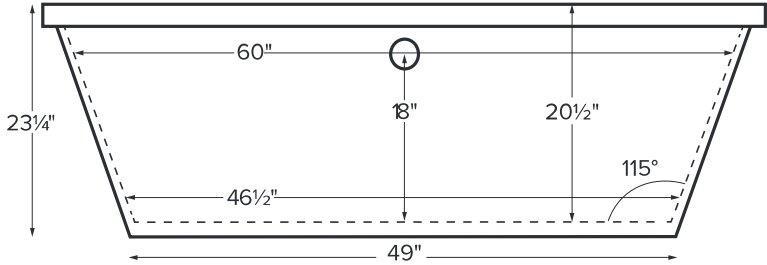


Drain Rough-In Measurements

A	B	C
3 1/8"	8 1/4"	5 1/8"



Requires use of a wall-mounted or freestanding tub filler.
Shown with Air Massage Package.



Access panel
9" x 16"



ELECTRICAL COMPONENTS & SPECIFICATIONS

Hydrotherapy Package	Components Included	110V GFCI
Air Massage	heated blower	1-15 amp
Air Massage Elite	heated blower, chromatherapy	1-15 amp

Electrical requirements may change with the addition of optional therapy components.
See specific option details or installation information.
CSA Certified C/US; ANSI Z124.1 and ANSI 112.19.7

IMPORTANT ORDERING & INSTALLATION INFORMATION:

- Before ordering or installing, please consider future access to equipment.
- Comes equipped with an access panel on the drain side for installation of waste and overflow.
- Air baths require job site preparations for remote mounting the blower.
- Hydrotherapy equipment may ship loose for remote installation depending on tub model. See package content on the following page for details.
- MTI will eliminate the access panel upon request. Installation will be more difficult.
- Faucet valves cannot be installed on this tub model.
- Radiance placed on floor locations will affect placement of air jets.
- All tubs are in accordance with CSA B45.5/IAPMO Z124 standard and compliant with ASTM C 1028-07 coefficient of friction. DoloMatte meets ANSI A137.1/A326.3 coefficient of friction and AS HB198:2014 pendulum slip resistance testing.

• Before discarding tub crate, check for accessories that may be packaged inside.
• All product measurements are ±1/2".
• Specifications and configurations are subject to change without notice.
• Measurements herein supersede all others published prior to publication date below.

