

Adena 7



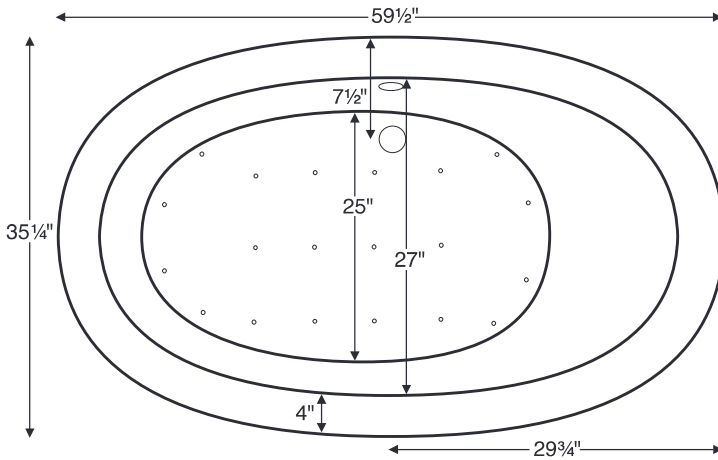
Left Slope Seating Position



Right Slope Seating Position



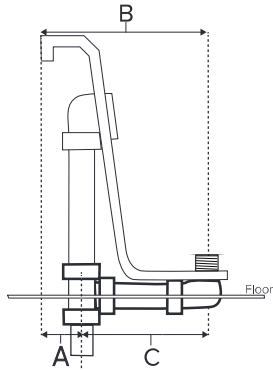
MODEL 75	
59.5" x 35.25" x 21.75"	
FREESTANDING 71 gal to overflow	
Acrylic CXL™	DoloMatte™
135 lbs / 61 kg	<SOAKER> 152 lbs / 69 kg
Filling this tub to the maximum may require an above average size or dedicated water heater.	



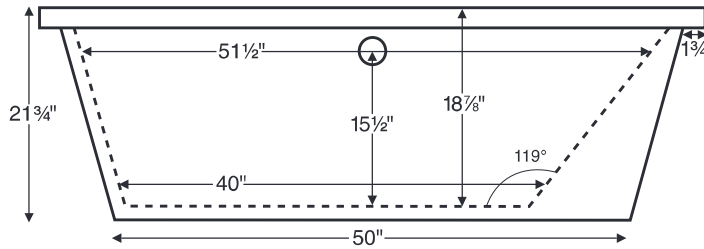
IMPORTANT
Shown with right-hand slope. Must specify slope position when ordering.

Drain Rough-In Measurements

Slope	A	B	C
Right	3"	7 1/2"	4 1/2"



Requires use of a wall-mounted or freestanding tub filler.
Shown with Air Massage Package.



Access panel
7 1/8" x 16 1/8"



ELECTRICAL COMPONENTS & SPECIFICATIONS

Hydrotherapy Package	Components Included	110V GFCI
Air Massage	heated blower	1-15 amp
Air Massage Elite	heated blower, chromatherapy	1-15 amp

Electrical requirements may change with the addition of optional therapy components.
See specific option details or installation information.
CSA Certified C/US; ANSI Z124.1 and ANSI 112.19.7

IMPORTANT ORDERING & INSTALLATION INFORMATION:

- Before ordering or installing, please consider future access to equipment.
- Comes equipped with an access panel on the drain side for installation of waste and overflow.
- Must specify slope position (right or left) when ordering.
- Air baths require job site preparations for remote mounting the blower.
- Hydrotherapy equipment may ship loose for remote installation depending on tub model. See package content on the following page for details.
- MTI will eliminate the access panel upon request. Installation will be more difficult.
- Faucet valves cannot be installed on this tub model.
- Radiance placed on floor locations will affect placement of air jets.
- All tubs are in accordance with CSA B45.5/IAPMO Z124 standard and compliant with ASTM C 1028-07 coefficient of friction. Dolomatte meets ANSI A137.1/A326.3 coefficient of friction and AS HB198:2014 pendulum slip resistance testing.

- Before discarding tub crate, check for accessories that may be packaged inside.
- All product measurements are ±1/2".
- Specifications and configurations are subject to change without notice.
- Measurements herein supersede all others published prior to publication date below.

See the Installation & Operation Manual for more details.
MTI's Customer Service: Monday-Friday 8am-6pm EST
800-783-8827 or service@mtibaths.com

