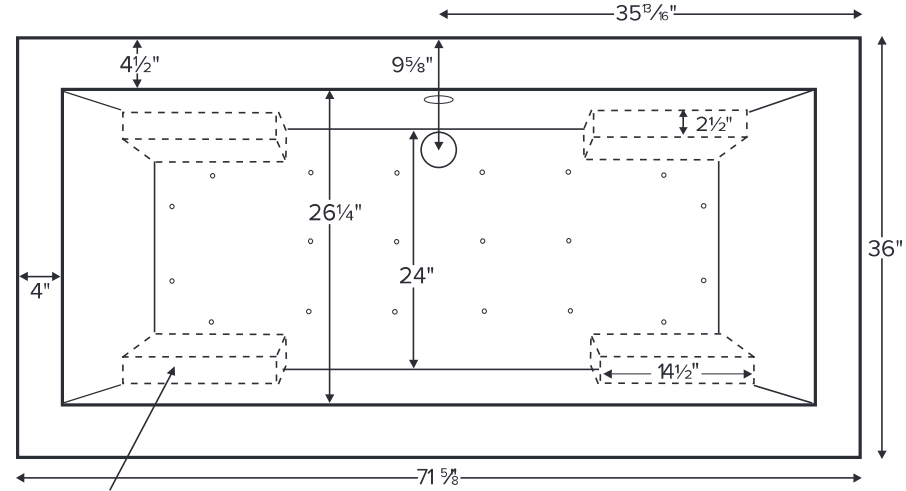


Andrea® 10

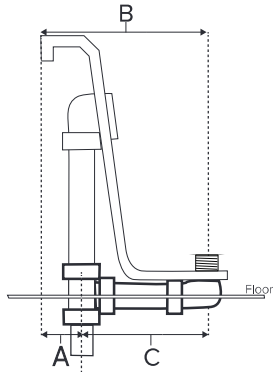


MODEL 100	
71.625" x 36" x 21.25"	
FREESTANDING 78 gal to overflow	
<b>Acrylic CXL™</b>	<b>DoloMatte™</b>
140 lbs / 64 kg	<SOAKER> 158 lbs / 72 kg
Filling this tub to the maximum may require an above average size or dedicated water heater.	



Drain Rough-In Measurements

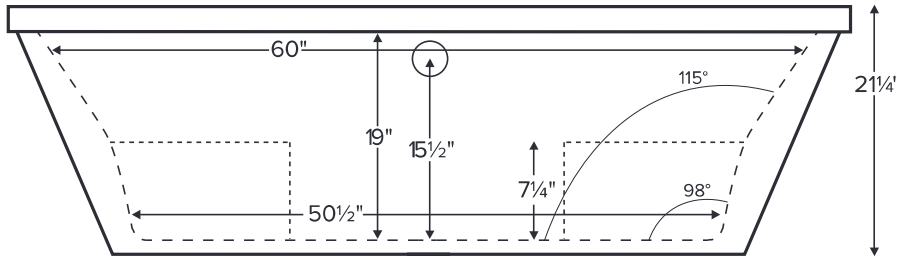
A	B	C
3 5/8"	9 5/8"	6"



Optional Integral Armrests

Requires use of a wall-mounted or freestanding tub filler.

Shown with Air Massage Package.



**ELECTRICAL COMPONENTS & SPECIFICATIONS**

Hydrotherapy Package	Components Included	110V GFCI
Air Massage	heated blower	1-15 amp
Air Massage Elite	heated blower, chromatherapy	1-15 amp

Electrical requirements may change with the addition of optional therapy components.  
See specific option details or installation information.  
CSA Certified C/US; ANSI Z124.1 and ANSI 112.19.7

**IMPORTANT ORDERING & INSTALLATION INFORMATION:**

- Before ordering or installing, please consider future access to equipment.
- Comes equipped with an access panel on the drain side for installation of waste and overflow.
- Air baths require job site preparations for remote mounting the blower.
- Hydrotherapy equipment may ship loose for remote installation depending on tub model. See package content on the following page for details.
- MTI will eliminate the access panel upon request. Installation will be more difficult.
- Faucet valves cannot be installed on this tub model.
- Radiance placed on floor locations will affect placement of air jets.
- All tubs are in accordance with CSA B45.5/IAPMO Z124 standard and compliant with ASTM C 1028-07 coefficient of friction. Dolomatte meets ANSI A137.1/A326.3 coefficient of friction and AS HB198:2014 pendulum slip resistance testing.

- Before discarding tub crate, check for accessories that may be packaged inside.
- All product measurements are ±1/2".
- Specifications and configurations are subject to change without notice.
- Measurements herein supersede all others published prior to publication date below.

See the Installation & Operation Manual for more details.  
MTI's Customer Service: Monday-Friday 8am-6pm EST  
**800-783-8827** or service@mtibaths.com

