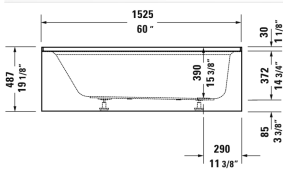
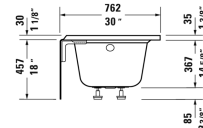
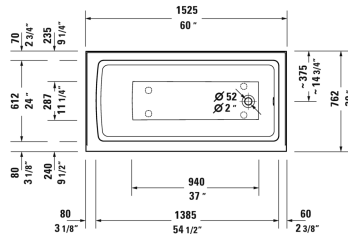



Architec Bathtub with panel height 18" # 700442000000090

| < 60" Inch > |



| Bathtub with panel height 18" | Dimension | Weight | Order number |
|---|----------------|--------|-----------------|
| ADA compliant, above floor rough, rectangle, with integrated panel and flange, flange clips, tub feet, drain right, cUPC® listed*, Sanitary acrylic , Filling capacity 37 gal | | | |
| Colors | | | |
| 00 White | | | |
| Variant | | | |
| Base tub | 60" x 30" Inch | 84 lb | 700442000000090 |
| Infobox | | | |
| * Complies with the following standards: CSA B45.5/IAPMO Z124 | | | |
| Suitable products | | | |
| Waste and overflow plastic, Chrome trim, | | | 791224 |
| Flange clips 6 pcs., (included), for Architec bathtubs with integrated panel (height 19 1/4") and flange, | | | 790160 |
| Chromed cover fits waste and overflow # 791255, | | | 791225 |
| Tub feet 4 pieces, (included), for Architec bathtubs with integrated panel (height 20 3/8") and flange, | | | 790164 |
| Waste and overflow brass, Chrome trim, | | | 791255 |

All drawings contain the necessary measurements which are subject to standard tolerances. They are stated in inch & mm and are non-binding. Exact measurements, in particular for customized installation scenarios, can only be taken from the finished ceramic piece.