

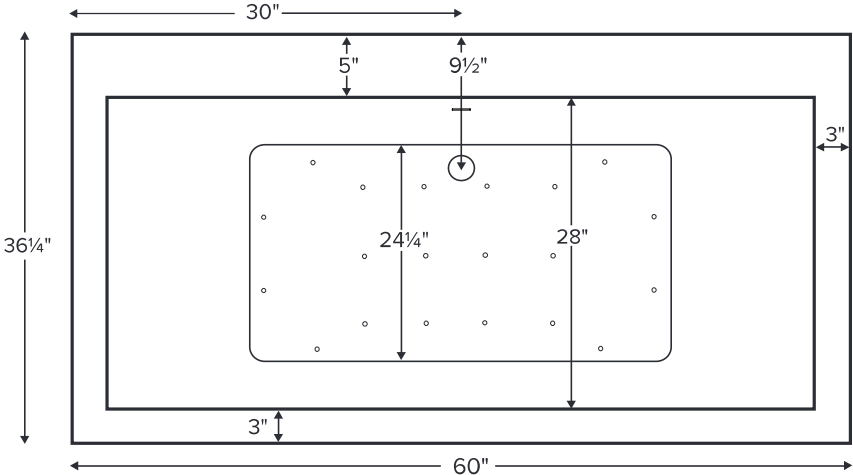
Kahlo 3
 MODEL #: 120
 60" x 36.25" x 21"



Features an integrated overflow and will allow for centered faucet on the tub deck.

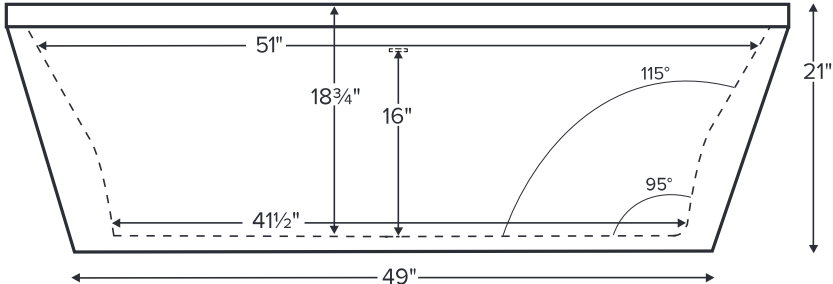
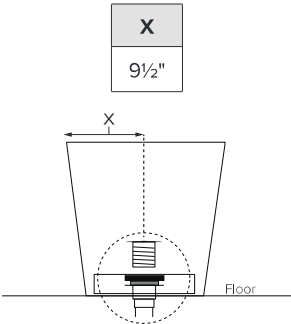
GENERAL SPECIFICATIONS

Material - Acrylic
Installation - Freestanding
Soaker Weight - 85 lbs / 39 kg
Maximum Fill - 72 gal to overflow
 NOTE: Filling this tub to the maximum may require an above average size or dedicated water heater.



Kahlo 3 features a flat deck on the drain side for mounting faucetry. Shown with Air Massage Package.

Drain Rough-In Measurement



ELECTRICAL COMPONENTS & SPECIFICATIONS		
Required Electrical Service - 110 Volt		
Hydrotherapy Package	Components Included	GFCI
Air Massage	heated blower	1-15 amp
Air Massage Elite	heated blower, chromatherapy	1-15 amp

Electrical requirements may change with the addition of optional therapy components.
 See specific option details or installation information.
 CSA Certified C/US; ANSI Z124.1 and ANSI 112.19.7

- IMPORTANT ORDERING & INSTALLATION INFORMATION:**
- Before ordering or installing, please consider future access to equipment.
 - Comes equipped with an access panel on the drain side for installation of waste and overflow.
 - Air baths require job site preparations for remote mounting the blower.
 - Hydrotherapy equipment may ship loose for remote installation depending on tub model. See package content on the following page for details.
 - MTI will eliminate the access panel upon request. Installation will be more difficult.
 - Radiance placed on floor locations will affect placement of air jets.

See the Installation & Operation Manual for more details.
 MTI's Customer Service: Monday-Friday 8am-6pm EST
800-783-8827 or service@mtibaths.com

• Before discarding tub crate, check for accessories that may be packaged inside.
 • All product measurements are ±1/2".
 • Specifications and configurations are subject to change without notice.
 • Measurements herein supersede all others published prior to publication date below.

