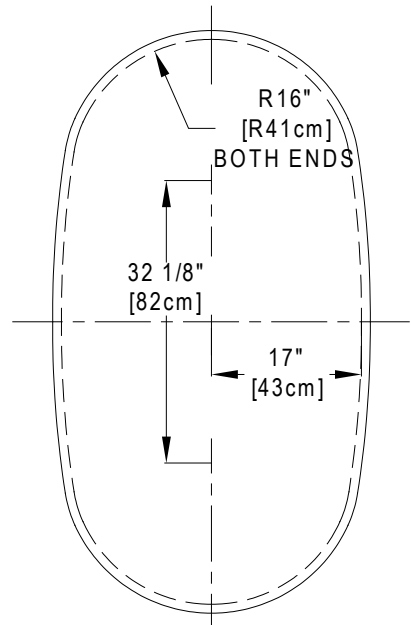
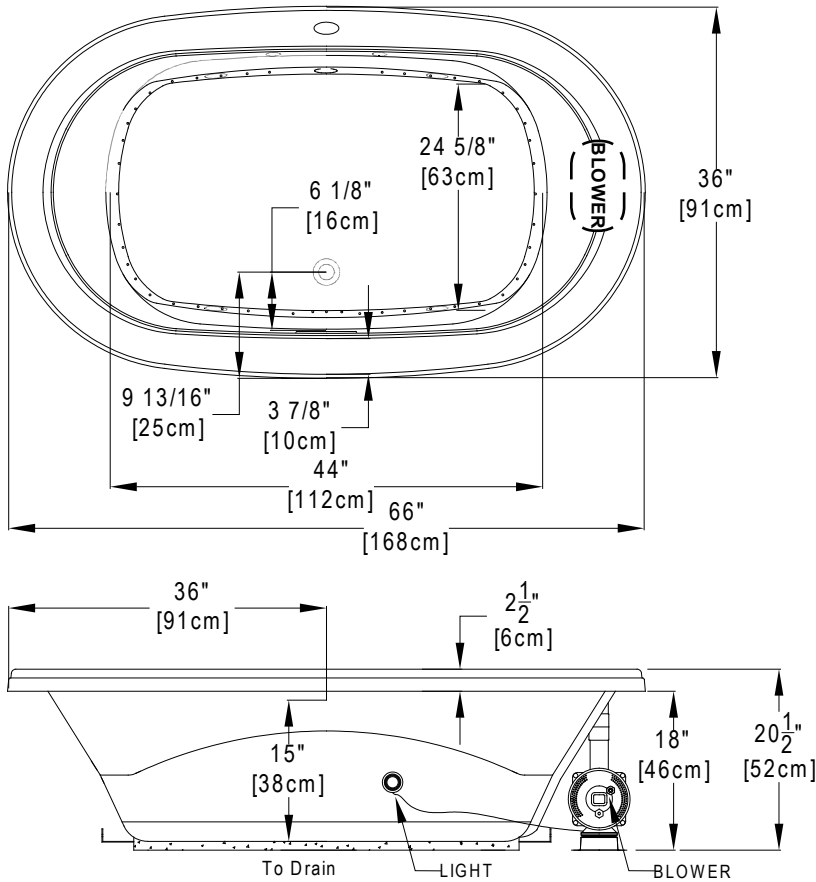


Designer Collection Specifications

AirMasseur[®] - MA553

Madeline[™]



Drop In Hole Size

Note: The blower extends approximately 1" past the end radius of the bath. This requires angling the bath into the drop-in hole.

Dimensional Tolerances: +/- 1/4"



Patents recieved or pending.

Note: Dimensional Tolerances: ±1/4"

Drop-in-Hole Size:	See Diagram
Operating Capacity:	40 Gal.
Overflow Capacity:	61 Gal.
Floor Loading / sq.ft.:	49.9 lbs.
Carton Weight:	115 lbs.
Cube:	34.3 ft. ³

Construction: Fiberglass reinforced acrylic bath with Level Form[™] full-support base.

We provide products listed with Intertek ETL SEMKO (Edison Testing Laboratories) U.S. and Canadian and with International Association of Plumbing and Mechanical Officials (IAPMO). Consult factory with your listing requirements.

Standard		<p>A 120v system that includes a 1 HP variable speed blower with integral air heater and electronic control with 20-minute timer and automatic purge cycle. Control keypad operates blower and blower speed for Continuous, Pulse, or Wave massage modes. The keypad also operates the optional LED Chromatherapy mood light. Requires (1) 15A, 120v circuit.</p>
Signature		<p>A 240v system that includes a 1 HP variable speed blower with integral air heater, a front access LED Chromatherapy mood light, a digital control keypad with LCD display window, Automatic Ozone System, 20-minute timer and automatic purge cycle. Control keypad operates the underwater Chromatherapy mood light, blower and blower speed for Continuous, Pulse, or Wave massage modes. Shows blower speed, time remaining and water temperature. Includes a floating Universal Remote Control that operates all functions of blower and LED Chromatherapy mood light, plus TV, DVD, CD, etc. Requires (1) 15A, 240v circuit.</p>