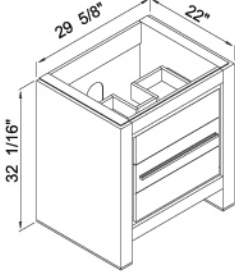
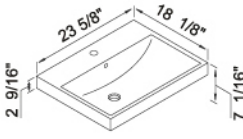
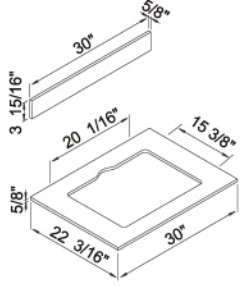
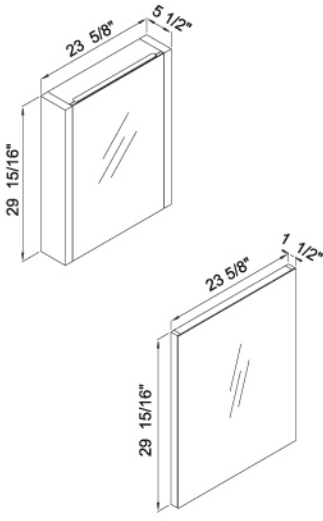


Vicenza-30-WA

Specs	Component	Description	Unit Price (ea.)
Cabinet:			
	B999-30-001-WA	<ul style="list-style-type: none"> • Cabinet features 2 fully adjustable drawers with full extension soft closing glides. • Walnut finish with matching finished interior. • Handle and Leg plates: Polished Chrome finish. • Bottom drawer includes adjustable tempered glass dividers. 	
Basin:			
	CB-7124-WH	<ul style="list-style-type: none"> • Ceramic basin with overflow. • Drilled for single hole faucet. • White. 	
Glass Countertop:			
	TS999-30-000-217-WW	<ul style="list-style-type: none"> • Tempered glass countertop. • Backsplash included. • Winter White finish. 	
Medicine Cabinet and Mirror options: (See page 283-288 for complete selection)			
	MF9-24P-030-WA	<ul style="list-style-type: none"> • Medicine cabinet, framed, 24"W x 30"H. • Plain mirror with a fully adjustable soft closing door (hinges by Blum®). • Interior mirror with 2 adjustable glass shelves. • Non-handed. • Walnut finish with matching finished interior. • Magnifying mirror included (See page 288). 	
	RL-PD2430-003-WA	<ul style="list-style-type: none"> • Plain mirror with wooden base. • Walnut finish. • Mirror can be hung in either 24" W x 30" H or 30" W x 24" H 	

25" to 30"