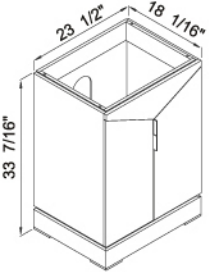
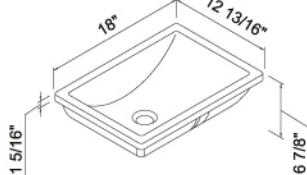
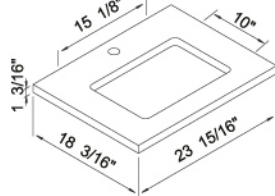
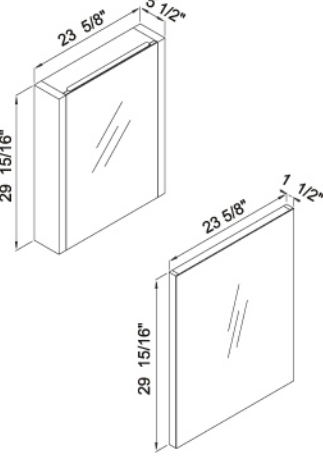


Savona-24-WA (With Quartzstone Countertop)

24" & under

Specs	Component	Description	Unit Price (ea.)
Cabinet:			
	B925-24-001-WA	<ul style="list-style-type: none"> • Cabinet features 2 fully adjustable soft closing doors (hinges by Blum®). • Interior bottom drawer with full extension soft closing glides. • Walnut finish with matching finished interior. • Handle & Leg plates: Polished Chrome finish. 	
	H800-060-SS-H (x2)	Note: Optional handles in Stainless Steel finish. 2 units needed.	
	L800-062-SS-LP (x4)	Note: Optional leg plates in Stainless Steel finish. 4 units needed.	
Basin:			
	CB-1813-WH	<ul style="list-style-type: none"> • Ceramic under mount sink with overflow. • White. 	
Quartzstone Countertop options:			
	QS30-24-010-217-WH	<ul style="list-style-type: none"> • 1-1/4" H Quartzstone Countertop White finish. • Single faucet hole. • No backsplash available. 	
	QS30-24-010-217-SG	<ul style="list-style-type: none"> • 1-1/4" H Quartzstone Countertop Soft Grey finish. • Single faucet hole. • No backsplash available. 	
	QS30-24-030-217-WH	<ul style="list-style-type: none"> • 1-1/4" H Quartzstone Countertop White finish. • 8" widespread faucet. • No backsplash available. 	
	QS30-24-030-217-SG	<ul style="list-style-type: none"> • 1-1/4" H Quartzstone Countertop Soft Grey finish. • 8" widespread faucet. • No backsplash available. 	
Medicine Cabinet and Mirror options:			
(See page 283-288 for complete selection)			
	MF9-24P-030-WA	<ul style="list-style-type: none"> • Medicine cabinet, framed, 24"W x 30"H. • Plain mirror with a fully adjustable soft closing door (hinges by Blum®). • Interior mirror with 2 adjustable glass shelves. • Non-handed. • Walnut finish with matching finished interior. • Magnifying mirror included (See page 288). 	
	RL-PD2430-003-WA	<ul style="list-style-type: none"> • Plain mirror with wooden base. • 24"W x 30"H. • Walnut finish. 	