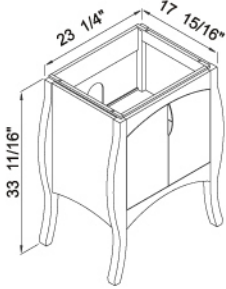
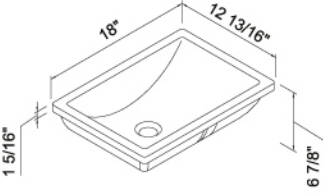
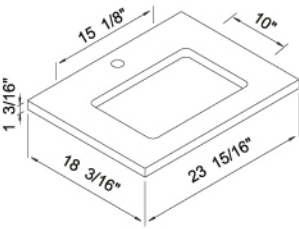
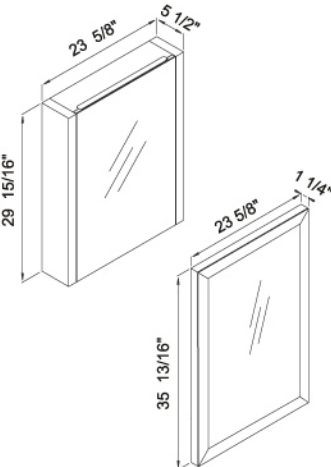


Sorrento-27-EX (With Quartzstone Countertop)

Specs	Component	Description	Unit Price (ea.)
Cabinet:			
	B953-27-001-EX	<ul style="list-style-type: none"> • Cabinet features 2 fully adjustable soft closing doors (hinges by Blum®). • Interior bottom drawer with full extension soft closing glides. • Espresso finish with matching finished interior. • Handle: Polished Chrome finish. 	
	H810-060-SS-H (x2)	Note: Optional handles in Stainless Steel finish. 2 units needed.	
Basin:			
	CB-1813-WH	<ul style="list-style-type: none"> • Ceramic under mount sink with overflow. • White. 	
Quartzstone Countertop options:			
	QS30-24-010-217-WH	<ul style="list-style-type: none"> • 1-1/4" H Quartzstone Countertop White finish. • Single faucet hole. • No backsplash available. 	
	QS30-24-010-217-SG	<ul style="list-style-type: none"> • 1-1/4" H Quartzstone Countertop Soft Grey finish. • Single faucet hole. • No backsplash available. 	
	QS30-24-030-217-WH	<ul style="list-style-type: none"> • 1-1/4" H Quartzstone Countertop White finish. • 8" widespread faucet. • No backsplash available. 	
	QS30-24-030-217-SG	<ul style="list-style-type: none"> • 1-1/4" H Quartzstone Countertop Soft Grey finish. • 8" widespread faucet. • No backsplash available. 	
Medicine Cabinet and Mirror options: (See page 283-288 for complete selection)			
	MF9-24P-030-EX	<ul style="list-style-type: none"> • Medicine cabinet, framed. 24"W x 30"H. • Plain mirror with a fully adjustable soft closing door (hinges by Blum®). • Interior mirror with 2 adjustable glass shelves. • Non-handed. • Espresso finish with matching finished interior. • Magnifying mirror included (See page 288). 	
	RF-PD2436-003-EX	<ul style="list-style-type: none"> • Framed mirror with wooden base. • 24"W x 36"H. • Espresso finish. 	

25" to 30"