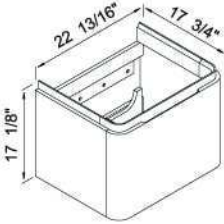
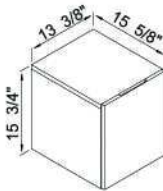
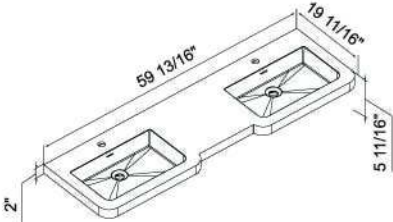


# Euro-60 (shown with X-Stone Countertop/ Basin)

Specs	Component	Description	Unit Price (ea.)
<b>Cabinet:</b>			
 	Cabinet	<ul style="list-style-type: none"> <li>• 24" Wall Hung Cabinet features a fully adjustable drawer with full extension soft closing glides</li> <li>• Interior storage space designed for magazines (removable)</li> <li>• 2 units needed</li> </ul>	
	B930-24-002-WA (x2)	Walnut	
	B930-24-002-GW (x2)	Glossy White	
	B930-24-002-AG (x2)	Ash Grey	
	Bridge	<ul style="list-style-type: none"> <li>• 12" Wall Hung Bridge Cabinet features a fully adjustable drawer with an interior drawer with full extension soft closing glides</li> </ul>	
	UC930-12-007-WA	Walnut	
	UC930-12-007-GW	Glossy White	
	UC930-12-007-AG	Ash Grey	
	<b>X-Stone Countertop/ Basin options:</b>		
	X-Stone Countertop/ Basin	<ul style="list-style-type: none"> <li>• 60" Solid Surface Top/basin</li> <li>• 2" Height</li> <li>• With overflow</li> <li>• Glossy White</li> </ul>	
	XTE1820-60-200-WH	• No faucet hole	
	XTE1820-60-210-WH	• Single faucet hole	
	XTE1820-60-230-WH	• 8" widespread	
<b>Suggested Accessories</b>	<b>Complete Selection</b>	<b>Shown</b>	<b>Unit Price (ea.)</b>
Medicine Cabinet	Pages: 196-201	MP990-24P-030-WA (x2)	
		MP990-12P-030-WA (x1)	
		MP990-24P-030-GW (x2)	
		MP990-12P-030-GW (x1)	
		MP990-24P-030-AG (x2)	
		MP990-12P-030-AG (x1)	
*Above Medicine Cabinets are 25" in Height . Also available in 30" Height. See page: 196-200			
Linen Cabinet	Pages: 204-208	LCER-161560-0002-WA	
		LCER-161560-0002-GW	
		LCER-161560-0002-AG	
Mirror	Pages: 202-203		

