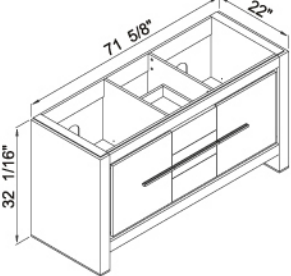
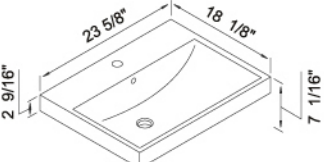
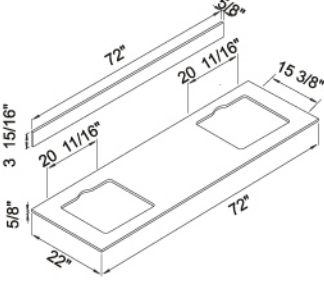
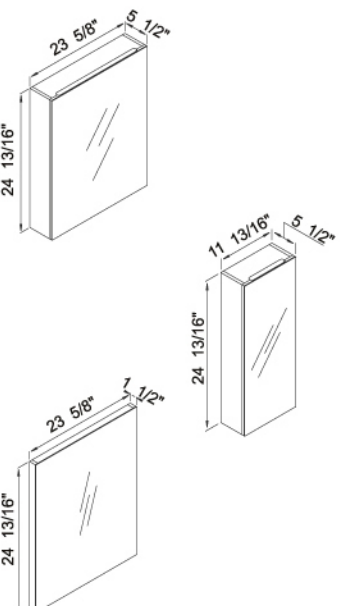


# Vicenza-72-WA

Specs	Component	Description	Unit Price (ea.)
<b>Cabinet:</b>			
	B999-72-001-WA	<ul style="list-style-type: none"> <li>• Cabinet features 2 fully adjustable soft closing doors (hinges by Blum®), with 2 interior (bottom) pull out trays.</li> <li>• 2 drawers with full extension soft closing glides.</li> <li>• Walnut finish with matching finished interior.</li> <li>• Handles and leg plates: Polished Chrome finish.</li> <li>• Top and bottom drawers includes adjustable tempered glass dividers.</li> </ul>	
<b>Basin:</b>			
	CB-7124-WH (x2)	<ul style="list-style-type: none"> <li>• Ceramic basin with overflow.</li> <li>• Drilled for single hole faucet.</li> <li>• White.</li> <li>• 2 units needed.</li> </ul>	
<b>Glass Countertop:</b>			
	TS999-72-000-217-VWV	<ul style="list-style-type: none"> <li>• Tempered glass countertop.</li> <li>• Backsplash included.</li> <li>• Winter White finish.</li> </ul>	
<b>Medicine Cabinet and Mirror options:</b> (See page 283-288 for complete selection)			
	MP990-24P-030-WA (x2)	<ul style="list-style-type: none"> <li>• Medicine cabinet, 24"W x 25"H.</li> <li>• Plain mirror with a fully adjustable soft closing door (hinges by Blum®).</li> <li>• Interior mirror with 2 adjustable glass shelves.</li> <li>• Non-handed.</li> <li>• Walnut finish with matching finished interior.</li> <li>• 2 units needed.</li> <li>• Magnifying mirror included (See page 288).</li> </ul>	
	MP990-12P-030-WA (x2)	<ul style="list-style-type: none"> <li>• Medicine cabinet, 12"W x 25"H.</li> <li>• Plain mirror with a fully adjustable soft closing door (hinges by Blum®).</li> <li>• Interior mirror with 2 adjustable glass shelves.</li> <li>• Non-handed.</li> <li>• Walnut finish with matching finished interior.</li> <li>• 2 units needed.</li> </ul>	
	RL-P2425-003-WA	<ul style="list-style-type: none"> <li>• Plain mirror with wooden base.</li> <li>• 24"W x 25"H.</li> <li>• Walnut finish.</li> </ul>	

49" and Up