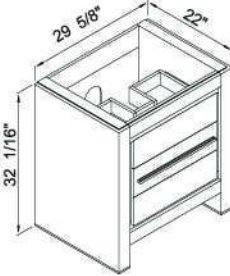
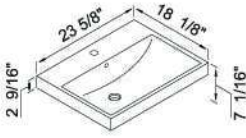
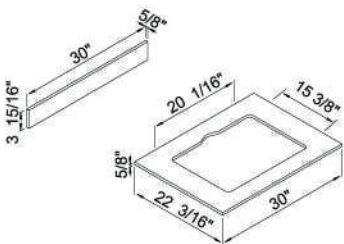


Vicenza-30

Specs	Component	Description	Unit Price (ea.)
Cabinet:			
	Cabinet	<ul style="list-style-type: none"> • 30" Cabinet features 2 fully adjustable drawers with full extension soft closing glides • Cabinet with matching finished interior • Bottom drawer includes adjustable tempered glass dividers • Handle and Leg plates: Polished Chrome finish 	
	B999-30-001-WA	Walnut	
	B999-30-001-GW	Glossy White	
	B999-30-001-AG	Ash Grey	
Ceramic Basin:			
	CB-7124-WH	<ul style="list-style-type: none"> • 24" Ceramic Basin • With overflow • Single faucet hole • White 	
Glass Countertop:			
	GTV2207-30-100-WW	<ul style="list-style-type: none"> • 30" Tempered Glass Countertop • Backsplash included • Winter White 	
Suggested Accessories		Complete Selection	Shown
Medicine Cabinet	Pages: 196-201	MF9-24P-030-WA MF9-24P-030-GW MF9-24P-030-AG	
Linen Cabinet	Pages: 204-208	LCVS-181876-0001-WA LCVS-181876-0001-GW LCVS-181876-0001-AG	
Mirror	Pages: 202-203		

25" to 30"

