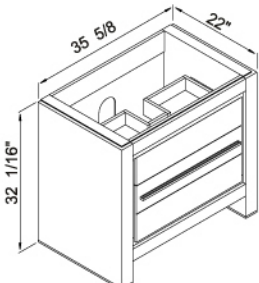
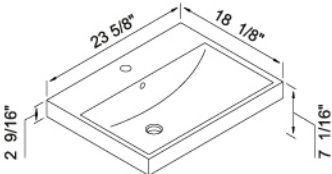
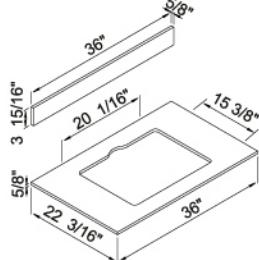
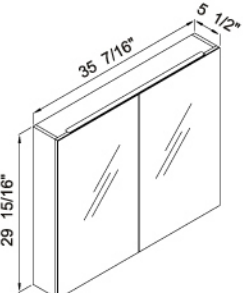
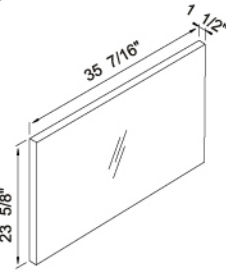


Vicenza-36-GW

Specs	Component	Description	Unit Price (ea.)
Cabinet:			
	B999-36-001-GW	<ul style="list-style-type: none"> • Cabinet features 2 fully adjustable drawers with full extension soft closing glides. • Glossy White finish with matching finished interior. • Handle and Leg plates: Polished Chrome finish. • Bottom drawer includes adjustable tempered glass dividers. 	
Basin:			
	CB-7124-WH	<ul style="list-style-type: none"> • Ceramic basin with overflow. • Drilled for single hole faucet. • White. 	
Glass Countertop:			
	TS999-36-000-217-VVV	<ul style="list-style-type: none"> • Tempered glass countertop. • Backsplash included. • Winter White finish. 	
Medicine Cabinet and Mirror options: (See page 283-288 for complete selection)			
	MP9-36P-030-GW	<ul style="list-style-type: none"> • Medicine cabinet, 36"W x 30"H. • Plain mirror with 2 fully adjustable soft closing doors (hinges by Blum®). • Interior mirror with 4 adjustable glass shelves. • Non-handed. • Glossy White finish with matching finished interior. • Magnifying mirror included (See page 288). 	
	RL-PD2436-003-GW	<ul style="list-style-type: none"> • Plain mirror with wooden base. • Glossy White finish. • Mirror can be hung in either 24" W x 36" H or 36" W x 24" H 	

31" to 36"