


# MTSB-4842

48" x 42" x 6"

Single Threshold  
Center Drain / Rectangle



**Standard Colors:** Part # SB4842 **\$1,158** Choose from:  
White (CWH), Bone (CBN), Biscuit (CBS), Almond (CAL)

**Other Colors:** Part # SB4842GRP1 **\$1,420** Choose from:  
Black (CBL), Cashmere (CCM), Ice Gray (CIG), Red (CRED)  
Mexican Sand (CMS), Sandbar (CSB), Sterling Silver (CSS)

Quick Ship/Priority - reduces lead time (QSPRI) Call for availability. **\$299**

## Options

PVC Drain Kit with Chrome cover (included with shower base)

Also available in the following finishes:

Brushed Nickel (SBDKBN) **\$69**

Special Finishes (SBDKSF) **\$450** Send sample - allow 2 weeks.

Solid Brass Drain Kit with Stainless cover (SBDKSB) **\$156**

Pre-Leveled Foam Base (PLFSB) **\$149** Eliminates the need to wet bed.

Radiance® - shower floor heating system (RAD100) **\$999**

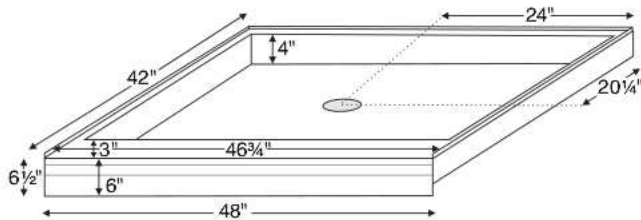
Radiance heating grids are fully integrated within the acrylic shell structure of the shower floor. Requires a 110-volt, 15 amp GFCI and remote installation of control box & keypad. For complete information, see p. F-66 or visit [mtibaths.com](http://mtibaths.com).

## Teak Accessories - See sec. D

Teak Shower Tray (TK-4842) **\$792**

Teak Shower Seat (various sizes available) **From \$749**

Teak Bath Mat (TK-MAT3018) (custom sizes also available) **\$345**



## CONSTRUCTION AND STANDARD FEATURES

- Single, front threshold design; 3.5" drain opening pre-drilled.
- Integral tile flange on 3 sides to facilitate installation.
- Textured bottom that meets ASTM F-462-1994 certification requirements for safer showering.
- Durable Lucite® cast acrylic shell is extremely scratch- and stain-resistant, yet renewable because the color goes all the way through the material.
- Non-porous surface makes cleaning and sanitizing faster and more effective.
- Multi-layered backing of thick fiberglass / resin / titanium encloses wood reinforcement to prevent flexing of floor pan.
- At least 30% thicker and stronger than other makes.
- Lead time - 5 business days.
- 10-year Limited Residential Warranty.
- Shipping Weight: 65 lbs


## Frameless Shower Enclosures See p. F-67-69

### Shower Shield

Model: N24SS

Chrome (N24SSC) **\$1,098**

Brushed Nickel (N24SSBN) **\$1,196**



SHOWER BASE INSTALLATION: Add bedding compound to fully support bottom of shower base. MTI's optional Pre-Leveled Foam Base requires no additional bedding compound or support. See installation instructions. Measurements are  $\pm 1/2"$  and are subject to change without notice. Data herein supersedes all previous prior to publication date indicated below.

