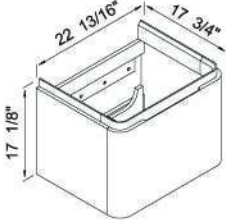
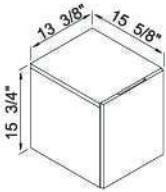
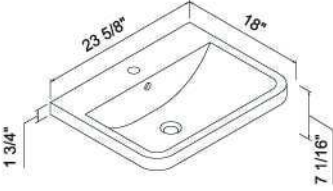


Euro-50

Specs	Component	Description	Unit Price (ea.)
Cabinet:			
 	Cabinet	<ul style="list-style-type: none"> • 23" Wall Hung Cabinet features a fully adjustable drawer with full extension soft closing glides • Interior storage space designed for magazines (removable) 	
	B930-24-002-WA	Walnut	
	B930-24-002-GW	Glossy White	
	B930-24-002-AG	Ash Grey	
	Bridge	<ul style="list-style-type: none"> • 13-1/2" Wall Hung Bridge Cabinet features a fully adjustable drawer with an interior drawer with full extension soft closing glides • 2 units needed 	
	UC930-12-007-WA (x2)	Walnut	
	UC930-12-007-GW (x2)	Glossy White	
UC930-12-007-AG (x2)	Ash Grey		
Ceramic Basin:			
	CB-2418R-WH	<ul style="list-style-type: none"> • 24" Ceramic Basin • With overflow • Single faucet hole • White 	
Suggested Accessories	Complete Selection	Shown	Unit Price (ea.)
Medicine Cabinet	Pages: 196-201	MP990-24P-030-WA (x1) MP990-12P-030-WA (x2) MP990-24P-030-GW (x1) MP990-12P-030-GW (x2) MP990-24P-030-AG (x1) MP990-12P-030-AG (x2)	
*Above Medicine Cabinets are 25" in Height . Also available in 30" Height. See page: 196-200			
Linen Cabinet	Pages: 204-208	LCER-161560-0002-WA LCER-161560-0002-GW LCER-161560-0002-AG	
Mirror	Pages: 202-203	RL-PT4820-003-AL	

