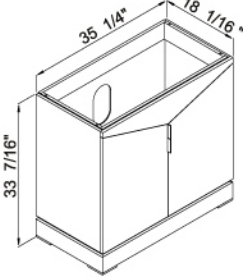
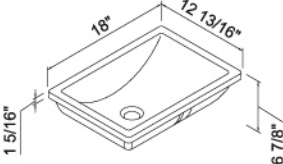
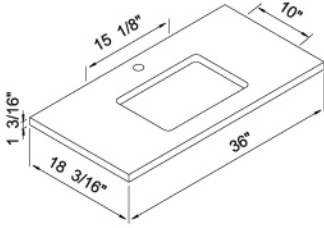
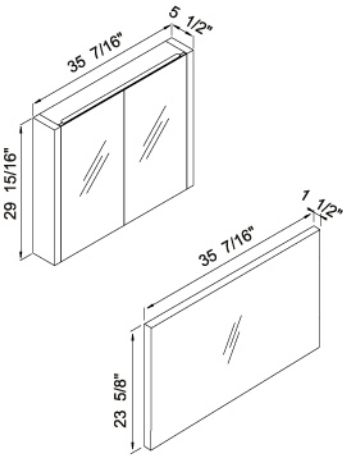


Savona-36-WA (With Quartzstone Countertop)

Specs	Component	Description	Unit Price (ea.)
Cabinet:			
	B950-36H-001-WA	<ul style="list-style-type: none"> Cabinet features 2 fully adjustable soft closing doors (hinges by Blum®). Interior bottom drawer with full extension soft closing glides. Walnut finish with matching finished interior. Handle & Leg plates: Polished Chrome finish. 	
	H800-060-SS-H (x2)	Note: Optional handles in Stainless Steel finish. 2 units needed.	
	L800-062-SS-LP (x4)	Note: Optional leg plates in Stainless Steel finish. 4 units needed.	
Basin:			
	CB-1813-WH	<ul style="list-style-type: none"> Ceramic under mount sink with overflow. White. 	
Quartzstone Countertop options:			
	QS30-36-010-217-WH	<ul style="list-style-type: none"> 1-1/4" H Quartzstone Countertop White finish. Single faucet hole. No backsplash available. 	
	QS30-36-010-217-SG	<ul style="list-style-type: none"> 1-1/4" H Quartzstone Countertop Soft Grey finish. Single faucet hole. No backsplash available. 	
	QS30-36-030-217-WH	<ul style="list-style-type: none"> 1-1/4" H Quartzstone Countertop White finish. 8" widespread faucet. No backsplash available. 	
	QS30-30-030-217-SG	<ul style="list-style-type: none"> 1-1/4" H Quartzstone Countertop Soft Grey finish. 8" widespread faucet. No backsplash available. 	
Medicine Cabinet and Mirror options: (See page 283-288 for complete selection)			
	MF9-36P-030-WA	<ul style="list-style-type: none"> Medicine cabinet, framed. 36"W x 30"H. Plain mirror with 2 fully adjustable soft closing doors (hinges by Blum®). Interior mirror with 4 adjustable glass shelves. Non-handed. Walnut finish with matching finished interior. Magnifying mirror included (See page 288). 	
	RL-PD2436-003-WA	<ul style="list-style-type: none"> Plain mirror with wooden base. Walnut finish. Mirror can be hung in either 24" W x 36" H or 36" W x 24" H 	

31" to 36"