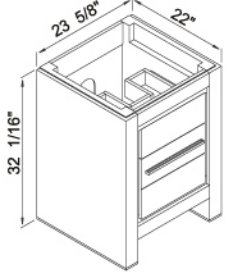
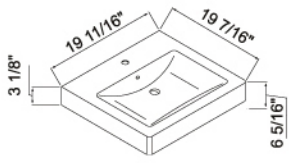
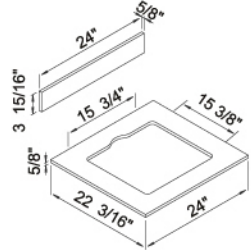
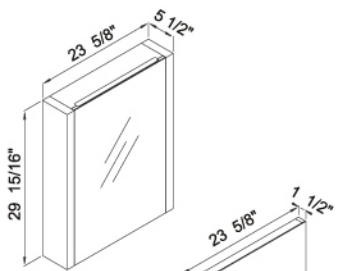
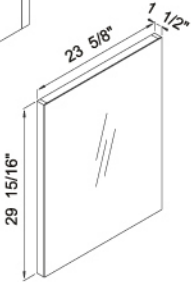


# Vicenza-24-WA

24" & under

Specs	Component	Description	Unit Price (ea.)
<b>Cabinet:</b>			
	B999-24-001-WA	<ul style="list-style-type: none"> <li>• Cabinet features 2 fully adjustable drawers with full extension soft closing glides.</li> <li>• Walnut finish with matching finished interior.</li> <li>• Handle and Leg plates: Polished Chrome finish.</li> <li>• Bottom drawer includes adjustable tempered glass dividers.</li> </ul>	
<b>Basin:</b>			
	CB-7120-WH	<ul style="list-style-type: none"> <li>• Ceramic basin with overflow.</li> <li>• Drilled for single hole faucet.</li> <li>• White.</li> </ul>	
<b>Glass Countertop:</b>			
	TS999-24-000-217-VVV	<ul style="list-style-type: none"> <li>• Tempered glass countertop.</li> <li>• Backsplash included.</li> <li>• Winter White finish.</li> </ul>	
<b>Medicine Cabinet and Mirror options:</b> (See page 283-288 for complete selection)			
	MF9-24P-030-WA	<ul style="list-style-type: none"> <li>• Medicine cabinet, framed, 24"W x 30"H.</li> <li>• Plain mirror with a fully adjustable soft closing door (hinges by Blum®).</li> <li>• Interior mirror with 2 adjustable glass shelves.</li> <li>• Non-handed.</li> <li>• Walnut finish with matching finished interior.</li> <li>• Magnifying mirror included (See page 288).</li> </ul>	
	RL-PD2430-003-WA	<ul style="list-style-type: none"> <li>• Plain mirror with wooden base.</li> <li>• 24"W x 30"H.</li> <li>• Walnut finish.</li> </ul>	