



Cube

(above counter) **VC 836A**

inch 36x15x4.25 mm 914x381x108

■ **interior dimensions**

inch 34x13x3.75 mm 864x330x95

■ **weight**

lb - 27 kg - 12

■ **installation**

above counter

■ **accessory**

nil

■ **overflow**

without overflow : VC836A

built-in overflow/slot design : VC836A-O

polished chrome or brushed nickel

■ **faucet hole**

no hole for faucet

■ **material**

WETMAR™, True High Gloss™

or matte finish

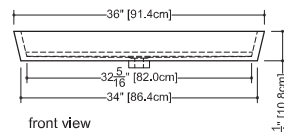
■ **color**

white

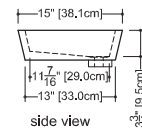
■ **codes/standards applicable**

IAPMO-ANSI Z124.1 - IAPMO-ANSI Z124.3

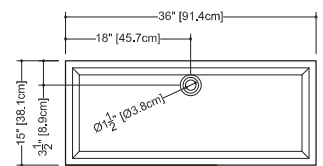
CSA B 45.0 - CSA B45.4



front view



side view



plan view

WETSTYLE cannot be held responsible for any technical errors and reserves the right to make revisions without notice.

Approximate measurement.
The manufacturer accept 1/4" (6.35mm) variance.

www.WETSTYLE.CA - Montreal - Canada
Tel. 450.536.9000 - 1 888.536.9001 - Fax. 450.536.0202

