

SYDNEY 6632

H | S

DESIGNER COLLECTION

As SHOWN:

Whirlpool option (top)

LH Tile Flange and Skirt (bottom)

FEATURES SHOWN:

- Overflow location
- Standard jet location

ALSO AVAILABLE:

- Soaking tub only
- Thermal Air
- Combo

SIZE:

66.32.20

BACKSLOPE:

28 degrees

WATER CAPACITY:

70 Gallons

WEIGHT:

120 - 160 pounds depending on system

3-WALL INSTALL DIMENSIONS:

- (L)ength - 66"
- (W)idth - 32"
- Top of Ledger - 20-3/4"

INSTALLATION TIPS:

- When adding integral linear drain p-trap location now below waste
- Adding multiple systems/options may require equipment to stick out from tub deck or be installed remotely

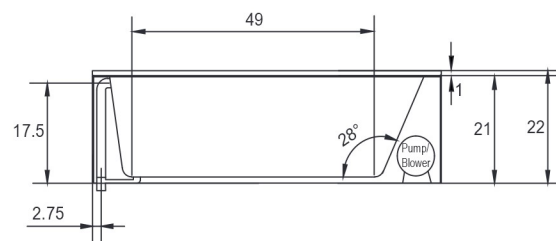
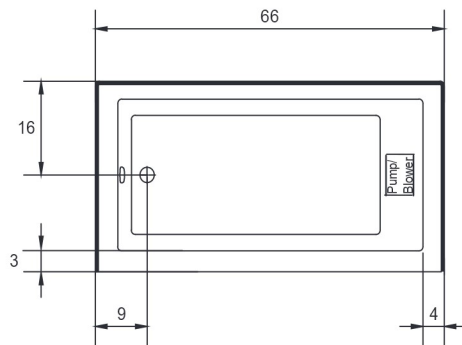
CODES AND COMPLIANCES

Massachusetts code File no: P1-0614-491



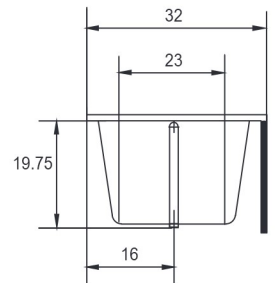
ACRYLIC TUB

- *Tub must be set in mortar base*
- Acrylic models finished in 1/8" thick layer of deep lustrous acrylic
- Pre-wired pump on pump platform (standard pump location only)
- Integral E-Z level platform facilitates installation



Optional Equipment Dimensions

- Whirlpool Pump: 12"(H) x 16"(L)
- Thermal Air Blower: 5"(H) x 11"(L)
- Hydro Fusion: 7"(H) x 15.5"(L)
- Hydro Indulge: 11"(H) x 19"(L)



HYDRO SYSTEMS
Family Owned And Operated Since 1978

29132 Avenue Paine, Valencia, CA, 91355
661.775.0686 | hydrosystem.com

All specifications and options subject to change without notice please contact a Hydro Systems representative for more information. Certain options or altering the pump/blower location may cause the pump/blower to extend beyond the tub decking. For cutout dimensions wait for unit to arrive. All specifications subject to change without notice.