

VAPORA 7236

72" x 36" x 20 3/4" Bathtub



OPTIONS

COLOR(S)	CONFIGURATION(S)	SIZE(S)	SYSTEM(S)
White	End Drain	60 x 36	Activ-Air
		66 x 36	Mass-Air
		72 x 36	Mass-Air & Activ-Air
			Soaker - no system
			Whirlpool
			Whirlpool & Activ-Air
			Whirlpool & Mass-Air
			Whirlpool & Mass-Air & Activ-Air

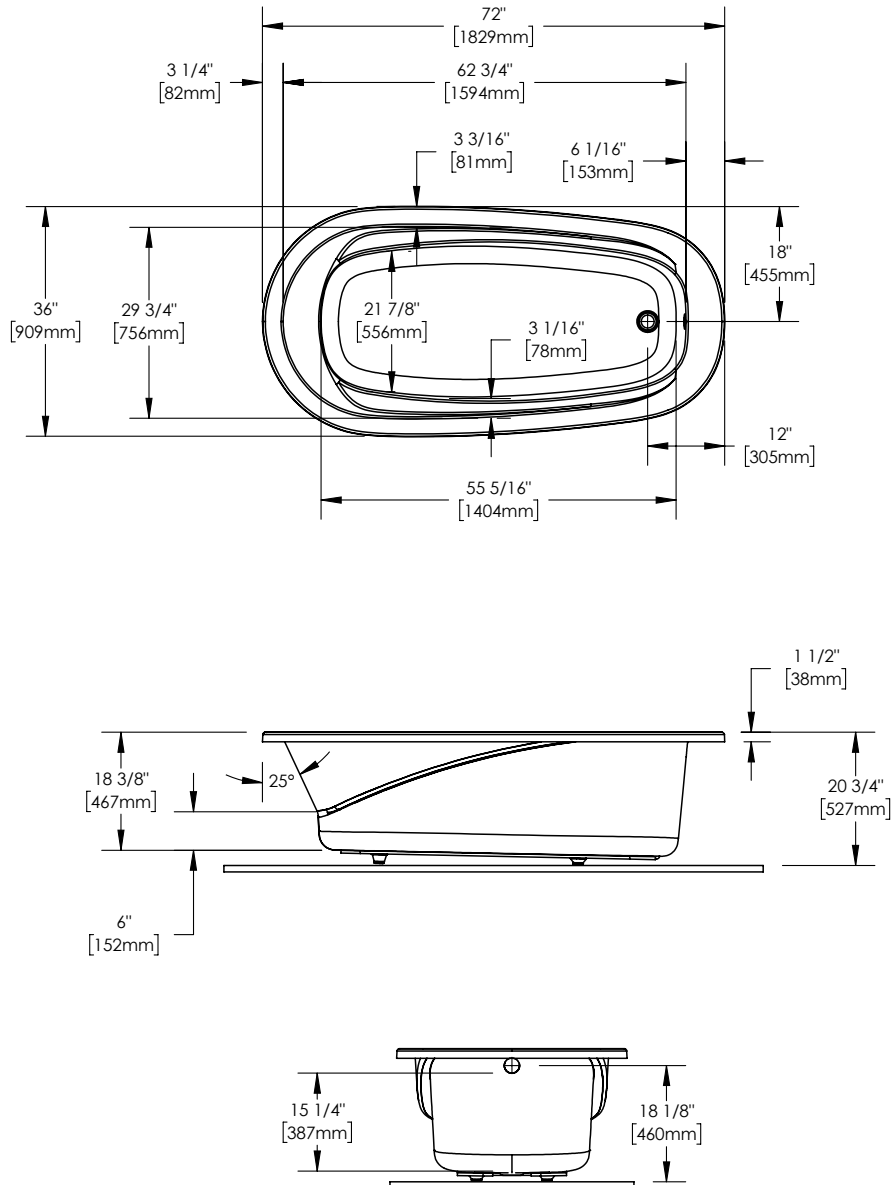
FEATURES

- High gloss finish is resistant to dulling, scratching and fading
- Standard round drain
- Thermoformed acrylic reinforced with fiber glass for a durable bathtub
- Drop-In installation
- Water capacity of 105 US gallons
- 10-year limited warranty provides peace of mind
- End drain configuration
- Comes with leveling legs for ease of installation
- Available with massage systems for outmost relaxation

ATTRIBUTES

- Installation Type : Drop-In
- Above-the-Floor Rough : No
- Material : Acrylic
- Residential Warranty : 25
- Commercial Warranty : 1 Year



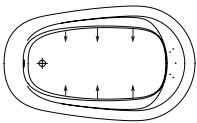


Wood support design may vary.
All dimensions are approximate.
Structure measurements must be verified
against the unit to ensure proper fit.

DIMENSIONS

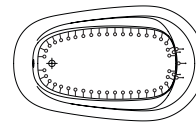
PRODUCT LENGTH	BATHING WELL LENGTH	PRODUCT WIDTH	BATHING WELL WIDTH	PRODUCT HEIGHT
72"	55 5/16"	36"	21 7/8"	20 3/4"
DEEP SUMP HEIGHT	DECK WIDTH	WEIGHT	DRAIN CLEARANCE	SHIPPING LENGTH
15 1/4"	3 3/16"	102 Lbs	2 5/8"	72 1/2"
SHIPPING WIDTH	SHIPPING HEIGHT			
36 1/2"	24"			

SYSTEMS



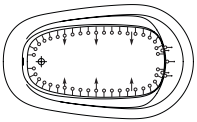
Whirlpool

Included: 6 turbo jets, 5 micro-rotating back jets, 13 A pump, one diverter valve and electronic control.



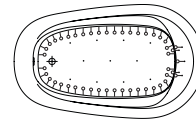
Activ-Air

Included: 49 micro-jets, Optima blower 750W (1 1/2 h.p.) with 300W heating element and backlit electronic control.



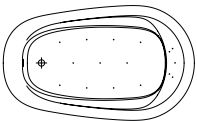
Activ-Air/Whirlpool Combo

Included: 6 turbo jets, 5 micro-rotating back jets, 44 Activ-Air micro-jets, 13 A pump, Optima blower 750W (1 1/2 h.p.) with 300W heating element, one diverter valve and backlit electronic control.



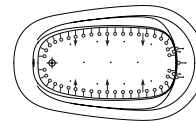
Mass-Air/Activ-Air Combo

Included: 49 Activ-Air micro-jets, 11 Mass-Air injectors, two Optima blowers 750W (1 1/2 h.p.) with 300W heating element and backlit electronic control.



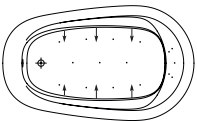
Mass-Air

Included: 16 (11-5) injectors, Optima blower 750W (1 1/2 h.p.) with 300W heating element and backlit electronic control.



Activ-Air/Mass-Air/Whirlpool Combo

Included: 6 turbo jets, 5 micro-rotating back jets, 44 Activ-Air micro-jets, 11 Mass-Air injectors, 13 A pump, two Optima blowers 750W (1 1/2 h.p.) with 300W heating element, one diverter valve and backlit electronic control.



Mass-Air/Whirlpool Combo

Included: 6 turbo jets, 5 micro-rotating back jets, 11 Mass-Air injectors, 13 A pump, Optima blower 750W (1 1/2 h.p.) with 300W heating element, one diverter valve and backlit electronic control.

Project: _____

Contractor: _____

Representative: _____

Date: _____

Tel: _____

Notes: _____