

VAPORA 6636

66" x 36" x 20 3/4" Bathtub



OPTIONS

COLOR(S)	CONFIGURATION(S)	SIZE(S)	SYSTEM(S)
White	End Drain	60 x 36	Activ-Air
		66 x 36	Mass-Air
		72 x 36	Mass-Air & Activ-Air
			Soaker - no system
			Whirlpool
			Whirlpool & Activ-Air
			Whirlpool & Mass-Air
			Whirlpool & Mass-Air & Activ-Air

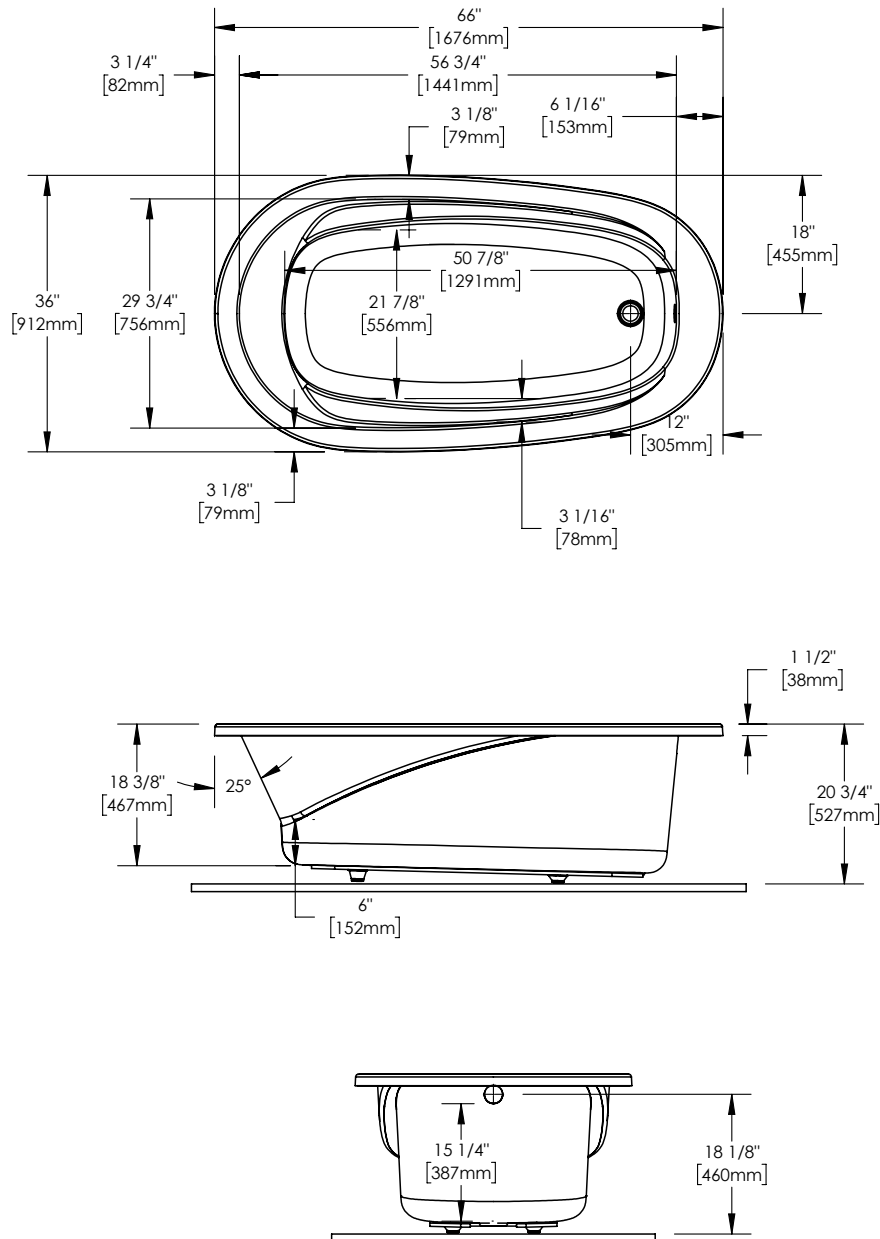
FEATURES

- High gloss finish is resistant to dulling, scratching and fading
- Standard round drain
- Thermoformed acrylic reinforced with fiber glass for a durable bathtub
- Drop-In installation
- Water capacity of 84 US gallons
- 10-year limited warranty provides peace of mind
- End drain configuration
- Comes with leveling legs for ease of installation
- Available with massage systems for outmost relaxation

ATTRIBUTES

- Installation Type : Drop-In
- Above-the-Floor Rough : No
- Material : Acrylic
- Residential Warranty : 25
- Commercial Warranty : 1 Year



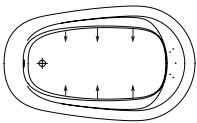


**Wood support design may vary.
All dimensions are approximate.
Structure measurements must be verified
against the unit to ensure proper fit.**

DIMENSIONS

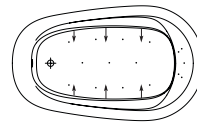
PRODUCT LENGTH	BATHING WELL LENGTH	PRODUCT WIDTH	BATHING WELL WIDTH	PRODUCT HEIGHT
66"	49 5/16"	36"	21 7/8"	20 3/4"
DEEP SUMP HEIGHT	DECK WIDTH	WEIGHT	DRAIN CLEARANCE	SHIPPING LENGTH
15 1/4"	3 3/16"	58 Lbs	2 5/8"	67"
SHIPPING WIDTH	SHIPPING HEIGHT			
36 1/2"	24 1/2"			

SYSTEMS



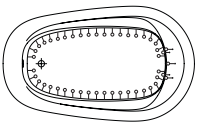
Whirlpool

Included: 6 turbo jets, 5 micro-rotating back jets, 13 A pump, one diverter valve and electronic control.



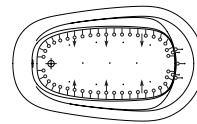
Mass-Air/Whirlpool Combo

Included: 6 turbo jets, 5 micro-rotating back jets, 11 Mass-Air injectors, 13 A pump, Optima blower 750W (1 1/2 h.p.) with 300W heating element, one diverter valve and backlit electronic control.



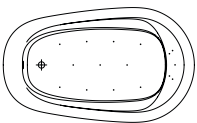
Activ-Air

Included: 45 micro-jets, Optima blower 750W (1 1/2 h.p.) with 300W heating element and backlit electronic control.



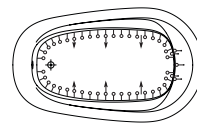
Activ-Air/Mass-Air/Whirlpool Combo

Included: 6 turbo jets, 5 micro-rotating back jets, 39 Activ-Air micro-jets, 11 Mass-Air injectors, 13 A pump, two Optima blowers 750W (1 1/2 h.p.) with 300W heating element, one diverter valve and backlit electronic control.



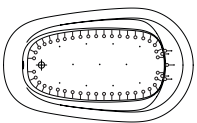
Mass-Air

Included: 16 (11-5) injectors, Optima blower 750W (1 1/2 h.p.) with 300W heating element and backlit electronic control.



Activ-Air/Whirlpool Combo

Included: 6 turbo jets, 5 micro-rotating back jets, 39 Activ-Air micro-jets, 13 A pump, Optima blower 750W (1 1/2 h.p.) with 300W heating element, one diverter valve and backlit electronic control.



Mass-Air/Activ-Air Combo

Included: 45 Activ-Air micro-jets, 11 Mass-Air injectors, two Optima blowers 750W (1 1/2 h.p.) with 300W heating element and backlit electronic control.

Project: _____

Contractor: _____

Representative: _____

Date: _____

Tel: _____

Notes: _____
