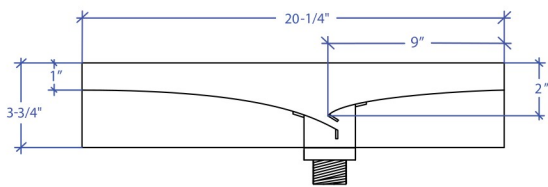
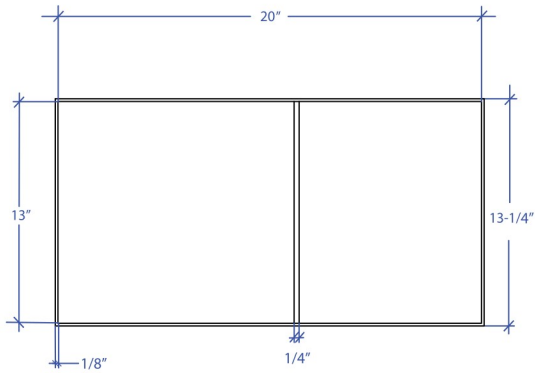


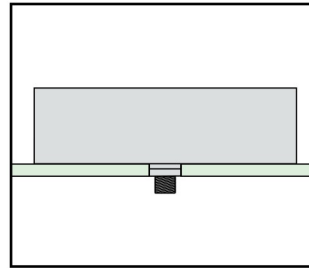
# BATLLÓ MBVB-302GPSB



\*ADA compliant



- **FEATURES**  
16-gauge type 304 stainless steel
- **TECHNICAL INFORMATION**  
External dimension: 20-1/4"Lx13-1/4"Wx3-3/4"D  
Basin dimensions: 20"Lx13"Wx2-1/4"D
- **FINISHES**  
Graphite PVD Satin Brushed stainless steel
- **INSTALLATION OPTIONS**  
Top-mount
- **DUAL-MOUNT INSTALLATION**



Top-mount

PROJECT INFORMATION			
Project			
Date	/ /	QTY	
Specifier			
Contact			
Note			