

# Product Specs Sheets

Cover Page

## Lotus C70W

### Features

- Complete Vanity Unit
- Base Unit Available in 4 Finishes: Glossy White, Natural Oak, Mist Matte, and Walnut
- Handles in Matte Black
- Wall-hung design offers a clean, streamlined look
- Two soft close drawers
- Includes integrated sink and vanity top in gloss white ceramic with faucet hole and overflow
- Fully assembled with structure and front made of engineered wood in wood finishes and high gloss lacquered
- Handle integrated in front of furniture
- Drawers with Full Extraction
- Made in Spain







### Related Items:

- WSBC 53991 | Push Waste Drain
- WSBC 53922 | Decorative Trap
- Lotus COL02 | Bathroom Column

### SKU# | Options:

- Lotus C70W.110 WG | Glossy White
- Lotus C70W.110 NO | Natural Oak
- Lotus C70W.110 MTM | Mist Matte
- Lotus C70W.110 WA | Walnut

### Finishes:

-  Glossy White
-  Natural Oak
-  Mist Matte
-  Walnut

### Codes & Standards:

- CARB2 Compliant and Certified
- TSCA Compliant and Certified

\* WS Bath Collections reserve the right to make revisions without notice to product specifications, dimensions, or information.

**Collection |**  
Lotus

**Model |**  
Lotus C70W

Dimensions Metric

*1 inch = 2.54 cm*

*1 inch = 25.4 mm*

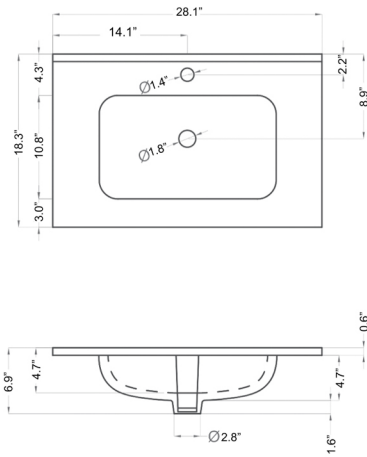
**WS**®  
**BATH**  
**COLLECTIONS**

1051 Lea Drive - Collegeville, PA 19426  
Tel. 215 513 9400 - Fax 610 831 0215

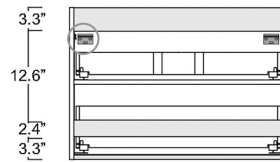
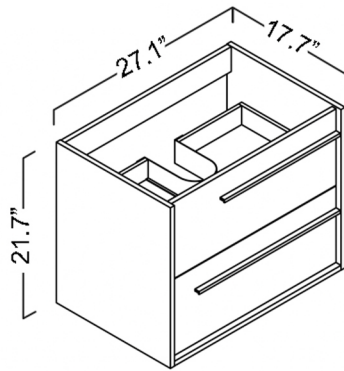
[www.ws bathcollections.com](http://www.ws bathcollections.com) - [info@ws bathcollections.com](mailto:info@ws bathcollections.com)

Lotus 70W

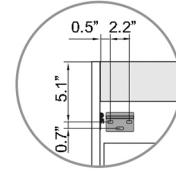
Sink



Base Unit



FRONT 16 mm.  
SIDE PANELS 16 mm.



Hanger height  
Altura colgador  
Hauteur de l'accroche

Technical information



Total extraction  
Extracción total  
Extraction totale



Laminated texture  
Textura laminada  
Laminé texturé



Soft close  
Cierre amortiguado  
Fermeture ralentie

Collection | Lotus

Model | Lotus C70W

Dimensions Metric

1 inch = 2.54 cm  
1 inch = 25.4 mm



1051 Lea Drive - Collegeville, PA 19426  
Tel. 215 513 9400 - Fax 610 831 0215  
[www.ws bathcollections.com](http://www.ws bathcollections.com) - [info@ws bathcollections.com](mailto:info@ws bathcollections.com)

We recommend the following items that work with your sink.

**Lotus C70W**

## TRAPS



WSBC 53922  
*Our best seller*

-  Polished Chrome  
WSBC 53922.29
-  Matte Black  
WSBC 53922.22
-  Glossy White  
WSBC 53922.09
-  Matte White  
WSBC 53922.26



WSBC 5392

-  Polished Chrome  
WSBC 5392.29



WSBC 53925

-  Polished Chrome  
WSBC 53925.29



WSBC 53921  
*Space saving*

-  Polished Chrome  
WSBC 53921.29
-  Matte Black  
WSBC 53921.22
-  Glossy White  
WSBC 53921.09
-  Matte White  
WSBC 53921.26

## DRAINS



WSBC 53991  
Push waste drain (click clack)  
*with overflow*

-  Polished Chrome  
WSBC 53991.29
-  Glossy White  
WSBC 53991.09
-  Glossy Black  
WSBC 53991.18
-  Matte White  
WSBC 53991.26
-  Matte Black  
WSBC 53991.22

## MOUNTING HARDWARE

### Wall-Mount Installation



Bolts

### Vessel/Countertop Installation



Silicone (optional)

**Collection |**  
Lotus

**Model |**  
Lotus C70W

Dimensions Metric

*1 inch = 2.54 cm*  
*1 inch = 25.4 mm*



1051 Lea Drive - Collegeville, PA 19426  
Tel. 215 513 9400 - Fax 610 831 0215  
[www.ws bathcollections.com](http://www.ws bathcollections.com) - [info@ws bathcollections.com](mailto:info@ws bathcollections.com)