
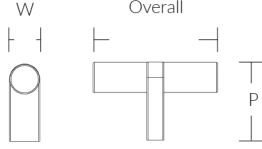

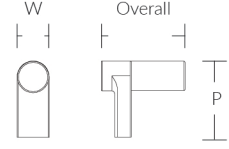

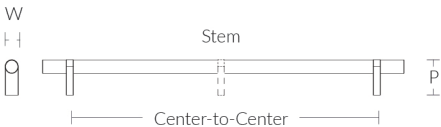



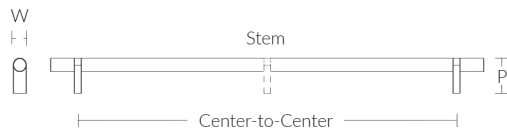
# SELECT CABINET NEW ADDITIONS

# EMTEK

SELECT CABINET T-KNOB		Product Code	Overall	Bar Width(W)	Projection(P)
		86656	2 1/4"	1/2"	1 3/8"
		86657	3 1/8"	7/8"	2 1/8"

SELECT CABINET FINGER PULL		Product Code	Overall	Bar Width(W)	Projection(P)
		86658	1 1/2"	1/2"	1 3/8"
		86659	2"	7/8"	2 1/8"

SELECT CABINET BAR PULL		Product Code	C-to-C	Overall	Bar Width(W)	Projection(P)	Stem
		84170	12"	15 1/8"	7/8"	2 1/8"	2
		84171	18"	21 1/8"	7/8"	2 1/8"	2
		84172	24"	27 1/8"	7/8"	2 1/8"	3
		84173	36"	39 1/8"	7/8"	2 1/8"	3

SELECT CABINET APPLIANCE PULL		Product Code	C-To-C	Overall	Bar Width(W)	Projection (P)	Stem
		84152	3 1/2"	5 3/4"	1/2"	1 3/8"	2
		84153	4"	6 1/4"	1/2"	1 3/8"	2
		84154	5"	7 1/4"	1/2"	1 3/8"	2
		84155	6"	8 1/4"	1/2"	1 3/8"	2
		84156	8"	10 1/4"	1/2"	1 3/8"	2
		84157	10"	12 1/4"	1/2"	1 3/8"	2
		84158	12"	14 1/4"	1/2"	1 3/8"	2
		84159	16"	18 1/4"	1/2"	1 3/8"	3
		84160	20"	22 1/4"	1/2"	1 3/8"	3
		84161	24"	26 1/4"	1/2"	1 3/8"	3